





Női Szuper CSB 2. ford.

Országos Bajnokság

		1. forduló	2. forduló	Total
1	TC Békéscsaba	203.900	202.650	406.550
2	Dunaferr SE	196.400	194.750	391.150
3	MTK "A"	195.400	193.150	388.550
4	KSI SE	187.000	199.100	386.100
5	Haladás VSE	169.700	172.500	342.200
6	MTK "B"	171.100	0.000	171.100

2. forduló eredménye

								Total
1	TC Békéscsaba	Team deduction	0.0	51.800(2)	49.500(1)	48.250(3)	53.100(1)	202.650
2	KSI SE	Team deduction	0.0	52.400(1)	47.950(2)	49.350(1)	49.400(4)	199.100
3	Dunaferr SE	Team deduction	0.0	51.550(3)	43.850(4)	49.250(2)	50.100(2)	194.750
4	MTK "A"	Team deduction	0.0	50.200(4)	45.500(3)	47.550(4)	49.900(3)	193.150
5	Haladás VSE	Team deduction	0.0	47.350(5)	37.450(5)	44.050(5)	43.650(5)	172.500

Női Szuper CSB 2. ford.

Győr, 2016. november 25.

D	E1	E2	E3	E	Total	D	E1	E2	E3	E	Total	D	E1	E2	E3	E	Total	D	E1	E2	E3	E	Total
	E4	-	-				E4	-	-				E4	-	-				E4	-	-		





1	TC Békéscsaba	Team deduction	0.0	51.800(2)					49.500(1)					48.250(3)					53.100(1)					202.650			
	Böczögő Dorina	S	5.0	8.6	8.5	8.4	8.450	13.450	4.9	7.2	7.7	7.5	7.400	12.300	5.3	8.0	8.4	8.0	8.000	13.300	5.6	8.3	8.1	8.3	8.250	13.850	52.900
	Makra Noémi	S	4.4	8.1	7.9	8.3	8.200	12.600	5.3	7.2	7.0	8.0	7.100	12.400	5.5	6.3	6.5	6.2	6.250	11.650	5.5	7.8	7.5	7.7	7.650	13.050	49.700
	Sütő Ágnes	S	4.4	8.4	8.3	8.7	8.350	12.750	4.0	8.0	7.9	8.0	7.950	11.950	4.0	7.8	7.3	7.6	7.450	11.450	4.4	7.8	7.8	7.7	7.800	12.200	48.350
	Szujó Dorka	J	4.4	8.0	8.1	7.7	8.000	12.400	5.3	7.5	7.7	6.7	7.550	12.850	5.1	6.9	6.6	6.8	6.750	11.850	5.2	8.0	8.0	7.8	8.000	13.200	50.300
	Szujó Hanna	J	4.4	8.7	8.5	8.6	8.600	13.000	2.8	6.5	6.5	7.4	6.950	9.750	4.7	6.6	6.4	6.6	6.500	11.200	4.9	8.2	8.0	8.1	8.100	13.000	46.950

2	KSI SE	Team deduction	0.0	52.400(1)					47.950(2)					49.350(1)					49.400(4)					199.100			
	Divéky Luca	S	4.4	8.8	8.6	8.8	8.700	13.100	3.7	7.8	8.0	8.2	7.950	11.650	4.7	7.0	7.1	7.3	7.200	11.900	4.4	8.0	8.0	7.9	7.950	12.350	49.000
	Al-Salty Dália	S	4.6	8.2	8.3	8.3	8.250	12.850	4.1	7.3	7.1	7.0	7.150	11.250	4.8	7.6	7.4	7.4	7.450	12.250	4.9	7.2	7.1	7.6	7.350	11.950	48.300
	Fehér Nóra	J	4.4	8.7	8.7	8.6	8.700	13.100	5.4	8.0	6.5	6.4	7.250	12.650	5.2	8.4	8.0	8.1	8.250	13.450	4.9	7.6	7.3	8.0	7.500	12.400	51.600
	Péter Sára	J	5.0	8.5	8.2	8.3	8.350	13.350	4.4	7.0	6.7	6.0	6.800	11.200	4.6	7.1	6.3	7.3	7.150	11.750	5.2	7.6	7.8	7.6	7.700	12.700	49.000
	Székely Zója	J	4.2	8.4	8.4	8.4	8.400	12.600	5.4	7.4	7.0	6.5	7.000	12.400	4.6	5.6	5.7	4.8	5.200	9.800	4.4	7.6	7.3	7.4	7.500	11.800	46.600

3	Dunaferr SE	Team deduction	0.0	51.550(3)					43.850(4)					49.250(2)					50.100(2)					194.750			
	Miklós Dorina	J	4.2	8.3	8.0	8.4	8.250	12.450	1.6	7.3	7.8	7.3	7.450	9.050	3.8	7.6	7.2	7.4	7.300	11.100	4.5	7.2	7.4	7.2	7.300	11.800	44.400
	Halász Dóra Szimonetta	J	4.2	8.4	8.2	8.2	8.200	12.400	1.6	7.8	8.4	8.4	8.200	9.800	5.0	7.1	7.5	7.0	7.200	12.200	4.7	7.4	7.6	7.5	7.550	12.250	46.650
	Jakab Noémi	J	4.6	8.2	8.2	8.5	8.200	12.800	4.7	7.6	7.5	7.3	7.400	12.100	5.1	8.4	8.4	8.0	8.400	13.400	4.8	7.8	8.0	7.8	7.850	12.650	50.950
	Kovács Zsófia	S	5.0	8.9	9.0	8.8	8.900	13.900	5.8	7.0	6.7	7.3	7.100	12.900	5.6	7.0	6.9	7.2	6.950	12.550	5.5	8.0	8.0	8.0	8.000	13.400	52.750
	Balogh Kira	S	4.2	7.5	7.4	7.7	7.450	11.650	1.0	6.7	6.0	7.0	6.600	7.600	3.4	6.6	5.9	6.8	6.250	9.550	3.7	7.3	7.2	7.4	7.250	10.950	39.750

Női Szuper CSB 2. ford.

Győr, 2016. november 25.

																							
D	E1	E2	E3	E	Total	D	E1	E2	E3	E	Total	D	E1	E2	E3	E	Total	D	E1	E2	E3	E	Total
	E4		-				E4		-				E4		-				E4		-		

4	MTK "A"	Team deduction	0.0	50.200(4)					45.500(3)					47.550(4)					49.900(3)					193.150			
	Medved Regina	J	4.2	8.0	8.3	8.1	8.050	12.250	4.7	6.0	6.2	6.0	6.000	10.700	4.5	6.9	7.2	7.5	7.150	11.550	4.9	7.5	7.6	7.4	7.450	12.350	46.850
				7.6							5.5						7.1	0.1					7.4				
	Szénás Anna	J	4.2	7.6	8.1	7.7	7.700	11.900	4.0	7.2	7.4	7.3	7.250	11.250	4.1	7.3	7.9	7.4	7.350	11.450	4.5	7.6	7.4	7.6	7.550	12.050	46.650
				7.7							7.1						7.0						7.5				
	Paulovics Alina	J	4.2	7.8	8.1	7.8	7.800	12.000	1.4	6.2	6.8	6.7	6.450	7.850	4.2	6.5	6.6	6.5	6.550	10.750	3.5	7.3	7.0	7.3	7.150	10.650	41.250
				7.8							6.0						6.6						6.9				
	Bácskay Csenge	J	4.6	8.1	8.0	8.4	8.050	12.650	5.0	6.8	6.8	6.6	6.800	11.800	5.0	7.2	7.5	7.1	7.150	12.050	5.3	7.5	7.6	7.7	7.650	12.950	49.450
				8.0							7.2						7.0	0.1					7.7				
	Jasmin Mader	S	5.0	8.5	8.3	8.3	8.300	13.300	5.1	6.6	6.8	6.7	6.650	11.750	4.9	7.8	7.6	7.6	7.600	12.500	4.7	7.8	7.9	7.9	7.850	12.550	50.100
				8.3							6.0						7.3						7.6				

5	Haladás VSE	Team deduction	0.0	47.350(5)					37.450(5)					44.050(5)					43.650(5)					172.500			
	Farkas Dorottya	J	3.2	7.8	7.8	7.6	7.700	10.900	1.6	6.5	6.5	6.0	6.250	7.850	3.8	6.3	6.3	5.6	5.950	9.650	3.4	6.8	6.7	7.1	6.750	10.150	38.550
				7.6							6.0						5.6	0.1					6.7				
	Németh Boglárka	J	4.4	7.4	7.2	7.1	7.250	11.650	1.9	7.5	7.2	7.7	7.400	9.300	3.6	7.6	7.2	7.8	7.450	11.050	3.9	6.5	6.5	6.5	6.500	10.200	42.200
				7.3							7.3						7.3						6.7	0.2			
	Tömböl Boglárka	J	4.0	7.5	7.3	7.9	7.400	11.400	3.9	5.5	5.0	3.9	5.000	8.900	4.8	6.8	7.7	7.4	7.250	12.050	5.0	7.1	7.1	7.3	7.150	11.450	43.800
				7.3							5.0						7.1						7.2	0.7			
	Dévai Boglárka	S	5.0	8.5	8.4	8.4	8.400	13.400	4.8	6.6	6.7	6.5	6.600	11.400	4.4	7.5	7.3	6.7	7.000	11.300	4.9	7.3	7.4	7.0	7.350	11.850	47.950
				8.2							6.6						6.5	0.1					7.4	0.4			