







Férfi Felnőtt I.o. CSB 2. forduló

Országos Bajnokság







		1. forduló	2. forduló	Total
1	BHSE	223.850	238.200	462.050
2	FTC-Telekom	221.500	223.200	444.700
3	Győri AC	225.250	171.100	396.350

2. forduló eredménye

									Total
1	BHSE	Team deduction 0.0	39.200(1)	40.200(1)	38.300(1)	41.700(1)	39.000(1)	39.800(1)	238.200
2	FTC-Telekom	Team deduction 0.0	37.200(2)	35.100(3)	37.500(2)	36.300(2)	38.500(2)	38.600(2)	223.200
3	Győri AC	Team deduction 0.0	27.900(3)	38.600(2)	25.700(3)	27.600(3)	26.500(3)	24.800(3)	171.100

Férfi Felnőtt I.o. CSB 2. forduló

Győr, 2019. október 25.







																																									
D	E1	E2	E3	E	Total	D	E1	E2	E3	E	Total	D	E1	E2	E3	E	Total	D	E1	E2	E3	E	Total	D	E1	E2	E3	E	Total	D	E1	E2	E3	E	Total	D	E1	E2	E3	E	Total
			-						-						-						-						-						-						-		

1	BHSE	Team deduction	0.0	39.200(1)				40.200(1)				38.300(1)				41.700(1)				39.000(1)				39.800(1)				238.200																					
	Földes Márton	S	4.5	7.9	8.0	8.1	8.000	12.500										4.8	9.2	9.4	9.0	9.200	13.900	3.6	8.9	8.6	9.0	8.900	12.500								38.900												
	Kiss Balázs	S	3.9	8.1	8.3	8.1	8.100	12.000	4.9	8.2	8.4	8.2	8.200	13.100	4.6	7.9	7.9	7.6	7.900	12.500	4.0	8.9	9.1	8.8	8.900	12.800	3.5	8.0	7.8	7.9	7.900	11.400	4.6	8.3	8.5	8.1	8.300	12.900	74.700										
	Csorvási Soma László	S	5.0	8.1	8.2	8.3	8.200	13.200	4.9	7.5	7.6	7.2	7.500	12.400	4.3	7.6	8.0	7.8	7.800	12.100	4.0	9.1	9.2	9.2	9.200	13.200	4.8	8.4	8.5	8.2	8.400	13.200	4.6	8.2	8.1	8.2	8.200	12.800	76.900										
	Lewis Jamie	S	5.8	7.6	7.7	7.8	7.700	13.500	5.9	7.5	7.8	7.4	7.500	13.400	5.1	8.6	8.3	8.6	8.600	13.700	5.2	9.4	9.5	9.4	9.400	14.600	4.4	7.2	7.6	7.8	7.600	12.000	4.8	7.1	7.2	7.5	7.200	12.000	79.200										
	Vecsernyés Dávid	S							5.4	8.3	8.5	8.1	8.300	13.700																							4.8	8.5	8.5	8.5	8.500	13.300	5.6	8.5	8.6	8.4	8.500	14.100	41.100

2	FTC-Telekom	Team deduction	0.0	37.200(2)				35.100(3)				37.500(2)				36.300(2)				38.500(2)				38.600(2)				223.200																												
	Vízlendvai Máté	S	4.1	9.2	8.6	8.3	8.600	12.700	3.8	6.5	7.0	6.1	6.500	10.300																							2.8	7.6	7.8	8.0	7.800	10.600	4.3	8.1	7.9	8.2	8.100	12.400								46.000
	Severin Kranzmuller	S	4.4	8.3	8.1	8.5	8.300	12.700	4.1	6.4	6.0	6.2	6.200	10.300	4.3	7.0	7.0	7.1	7.000	11.300	4.0	9.1	9.0	9.4	9.100	13.100	5.1	6.6	6.7	6.7	6.700	11.800	3.9	8.1	7.8	8.0	8.000	11.900	71.100																	
	Balázs Krisztián	S	5.1	6.4	6.8	6.7	6.700	11.800	5.0	7.4	7.1	7.3	7.300	12.300	4.3	8.4	8.7	8.7	8.700	13.000	4.4	8.5	8.5	8.7	8.500	12.600	5.1	8.2	8.3	8.5	8.300	13.400	5.0	8.6	8.5	8.3	8.500	13.500	76.600																	
	Ryan Macleod Sheppard	S							5.1	7.4	7.4	7.2	7.400	12.500	4.6	8.8	8.6	8.6	8.600	13.200																				4.9	8.0	7.6	7.8	7.800	12.700	4.8	8.2	8.4	8.4	8.400	13.200	51.600				

Férfi Felnőtt I.o. CSB 2. forduló

Győr, 2019. október 25.

																																										
D	E1	E2	E3	E	Total	D	E1	E2	E3	E	Total	D	E1	E2	E3	E	Total	D	E1	E2	E3	E	Total	D	E1	E2	E3	E	Total	D	E1	E2	E3	E	Total	Total						
			-						-						-						-						-						-						-			

3	Győri AC	Team deduction	0.0	27.900(3)				38.600(2)				25.700(3)				27.600(3)				26.500(3)				24.800(3)				171.100												
Siket Olivér			S	0.6	9.5	9.5	9.5	9.500	2.100	4.1	7.9	8.2	8.0	8.000	12.100													14.200												
Mészáros Krisztofer			J	5.7	8.0	7.7	8.3	8.000	13.700	5.1	8.5	8.6	8.6	8.600	13.700	4.5	8.4	8.2	8.4	8.400	12.900	4.8	9.1	9.2	9.0	9.100	13.900	4.9	8.1	8.3	8.2	8.200	13.100	4.2	7.7	7.6	7.9	7.700	11.900	79.200
Tomcsányi Benedek			J	5.4	6.7	7.0	6.5	6.700	12.100	5.3	7.4	7.7	7.5	7.500	12.800	4.8	8.3	8.0	7.8	8.000	12.800	4.8	8.6	8.9	8.9	8.900	13.700	4.8	8.6	8.6	8.6	8.600	13.400	4.3	8.6	8.7	8.4	8.600	12.900	77.700