





Női Szuper CSB 2. forduló

Országos Bajnokság





		1. forduló	2. forduló	Total
1	Postás SE "A"	153.400	151.700	305.100
2	Dunaferr SE	149.500	148.700	298.200
3	MTK	150.100	144.100	294.200
4	UTE	143.700	139.300	283.000
5	TC Békéscsaba	141.200	141.500	282.700
6	Postás SE "B"	138.900	117.800	256.700
7	GYAC	139.000	0.000	139.000
8	Szombathelyi SI	0.000	132.700	132.700

2. forduló eredménye

								Total
1	Postás SE "A"	Team deduction	0.0	40.800(1)	35.900(1)	36.900(2)	38.100(1)	151.700
2	Dunaferr SE	Team deduction	0.0	38.200(3)	35.400(2)	37.900(1)	37.200(2)	148.700
3	MTK	Team deduction	0.0	38.700(2)	33.300(3)	35.000(4)	37.100(3)	144.100
4	TC Békéscsaba	Team deduction	0.0	38.200(3)	31.700(5)	35.700(3)	35.900(4)	141.500
5	UTE	Team deduction	0.0	37.500(5)	31.800(4)	34.900(5)	35.100(5)	139.300
6	Szombathelyi SI	Team deduction	0.0	37.400(6)	31.000(6)	30.200(7)	34.100(6)	132.700
7	Postás SE "B"	Team deduction	0.0	36.700(7)	17.500(7)	31.000(6)	32.600(7)	117.800

Női Szuper CSB 2. forduló

Győr, 2019. október 25.

																							
D	E1	E2	E3	E	Total	D	E1	E2	E3	E	Total	D	E1	E2	E3	E	Total	D	E1	E2	E3	E	Total
			-						-						-						-		





1	Postás SE "A"	Team deduction	0.0	40.800(1)					35.900(1)					36.900(2)					38.100(1)					151.700			
	Bácskay Csenge Mária	S 2003	4.6	8.7	8.6	8.8	8.700	13.300	4.7	6.3	6.3	6.2	6.300	11.000	4.7	7.0	7.3	7.5	7.300	12.000	4.4	7.6	7.6	7.6	7.600	12.000	48.300
	Székely Zója	S 2003	3.7	9.0	8.8	9.0	9.000	12.700	5.8	7.3	7.4	7.4	7.400	13.200	4.6	6.6	6.5	7.0	6.600	11.200	4.4	6.8	6.9	7.1	6.900	11.300	48.400
	Péter Sára Eszter	S 2002	4.6	8.6	8.6	8.6	8.600	13.200													4.8	7.8	7.7	7.8	7.800	12.500	25.700
	Radivolova Angelina	S 1991	5.2	9.0	9.1	9.1	9.100	14.300	5.6	6.3	6.0	6.1	6.100	11.700	5.7	7.6	7.4	7.7	7.600	13.300	5.4	7.8	7.9	8.1	7.900	13.300	52.600
	Al-Salty Dália	S 1996							3.8	7.0	6.7	7.0	7.000	10.800	4.8	6.8	6.8	6.7	6.800	11.600	4.7	7.6	7.7	7.5	7.600	12.300	34.700

2	Dunafeerr SE	Team deduction	0.0	38.200(3)					35.400(2)					37.900(1)					37.200(2)					148.700			
	Kovács Zsófia	S 2000	4.6	9.0	9.2	9.2	9.200	13.800	5.7	8.2	8.2	8.3	8.200	13.900	5.8	7.9	7.5	7.9	7.900	13.700	5.1	7.5	7.6	7.8	7.600	12.700	54.100
	Mayer Gréta	J 2006	4.2	8.7	8.5	8.7	8.700	12.900	3.9	8.2	8.0	8.6	8.200	12.100	5.6	7.5	7.4	7.5	7.500	13.100	4.8	8.3	7.8	7.8	7.800	12.600	50.700
	Böszörményi Csilla	J 2005	3.7	7.9	7.8	7.8	7.800	11.500	2.7	5.7	5.8	6.1	5.800	8.500	4.4	4.9	4.6	5.2	4.900	8.800	4.1	7.5	7.3	7.7	7.500	11.600	40.400
	Bolya Sára	J 2007	3.3	8.2	8.1	8.3	8.200	11.500	3.1	5.2	4.8	5.2	5.200	8.300	4.1	6.2	6.0	6.2	6.200	10.300	3.4	7.4	7.7	7.6	7.600	11.000	41.100
	Czifra Bettina Lili	J 2007							1.4	8.0	7.4	8.4	8.000	9.400	4.7	6.4	6.3	6.6	6.400	11.100	4.3	7.6	7.7	7.3	7.600	11.900	32.400

3	MTK	Team deduction	0.0	38.700(2)					33.300(3)					35.000(4)					37.100(3)					144.100			
	Böczögő Dorina Kitti	S 1992	4.6	8.8	9.0	8.7	8.800	13.400	4.7	7.4	7.6	7.5	7.500	12.200	4.4	7.6	7.4	7.8	7.600	12.000	4.9	7.9	8.1	8.0	8.000	12.900	50.500
	Schermann Bianka	S 2003	4.6	8.3	9.0	8.4	8.400	13.000	5.0	6.0	6.0	6.4	6.000	11.000	5.0	6.9	6.6	6.8	6.800	11.800	4.6	7.6	7.8	7.5	7.600	12.100	47.900
	Sági Inez	S 2001	3.7	8.6	8.5	8.6	8.600	12.300							4.0	5.0	4.6	5.4	5.000	9.000							21.300
	Kateryna Shumaiko	S 1998	3.7	8.4	8.5	8.2	8.400	12.100	4.6	5.3	5.5	5.4	5.400	10.000	4.8	6.3	6.6	6.4	6.400	11.200	4.8	7.2	7.5	7.3	7.300	12.100	45.400
	Szmírnov Anna	J 2005	3.7	8.3	8.6	8.4	8.400	12.100	4.3	5.7	5.8	5.9	5.800	10.100	4.5	5.5	5.0	5.1	5.100	9.600	4.3	7.5	7.6	7.7	7.600	11.900	43.700

Női Szuper CSB 2. forduló

Győr, 2019. október 25.

																								
D	E1	E2	E3	E	Total	D	E1	E2	E3	E	Total	D	E1	E2	E3	E	Total	D	E1	E2	E3	E	Total	Total

4	TC Békéscsaba	Team deduction	0.0	38.200(3)					31.700(5)					35.700(3)					35.900(4)					141.500			
	Makra Noémi	S 1997	4.6	8.0	8.2	8.1	8.100	12.700	5.0	7.8	7.8	8.0	7.800	12.800	5.4	8.0	7.7	7.8	7.800	13.200	4.8	6.7	6.9	7.1	6.900	11.700	50.400
	Szabó Mónika	S 2002	3.5	8.3	8.2	8.4	8.300	11.800	4.0	3.9	3.9	3.7	3.900	7.900	4.4	3.2	2.7	2.7	2.700	7.000	4.4	7.0	7.3	7.4	7.300	11.700	38.400
	Szujó Hanna	J 2004	4.2	9.2	8.6	9.2	9.200	13.400	4.4	6.5	6.5	6.7	6.500	10.900	4.8	6.4	6.3	6.6	6.400	11.200	4.7	7.8	7.8	8.1	7.800	12.500	48.000
	Sándor Roxána Lili	J 2005	3.7	8.4	8.2	8.4	8.400	12.100	2.1	5.7	5.9	6.0	5.900	8.000	4.8	6.3	6.5	6.6	6.500	11.300	3.8	7.4	7.7	7.8	7.700	11.500	42.900

5	UTE	Team deduction	0.0	37.500(5)					31.800(4)					34.900(5)					35.100(5)					139.300			
	Dominika Ponizilová	S 2002	4.2	8.4	8.3	8.3	8.300	12.500	4.0	7.2	6.9	7.2	7.200	11.200	4.7	7.5	7.1	7.6	7.500	12.200	4.1	7.5	7.6	7.7	7.600	11.700	47.600
	Barlabás Anna Kata	J 2006	3.3	8.4	8.1	8.4	8.400	11.700	3.5	6.1	6.5	6.5	6.500	10.000	3.7	6.4	6.1	6.0	6.100	9.800	3.2	7.2	7.4	7.4	7.400	10.600	42.100
	Nerhof Anett	J 2005	3.9	8.5	8.1	8.4	8.400	12.300	4.2	6.2	6.4	6.4	6.400	10.600	4.4	6.0	6.0	6.2	6.000	10.400	4.3	6.6	6.8	6.6	6.600	10.900	44.200
	Szilágyi Nikolett	J 2005	4.0	8.7	8.7	8.9	8.700	12.700	3.7	6.5	6.0	6.0	6.000	9.700	4.8	7.6	7.5	7.5	7.500	12.300	4.9	7.9	7.6	7.5	7.600	12.500	47.200

6	Szombathelyi SI	Team deduction	0.0	37.400(6)					31.000(6)					30.200(7)					34.100(6)					132.700			
	Tömböl Boglárka Flóra	S 2001	4.0	8.2	8.3	8.2	8.200	12.100	3.9	6.8	6.7	7.0	6.800	10.700	3.8	5.9	5.7	6.0	5.900	9.700	4.2	7.0	7.0	6.7	7.000	11.200	43.700
	Maráczki Fruzsina	J 2007	3.7	8.7	8.9	8.6	8.700	12.400	1.8	8.5	8.2	8.7	8.500	10.300	3.9	5.4	5.5	5.2	5.400	9.300	4.2	7.0	7.1	6.7	7.000	11.200	43.200
	Borbás Maja	J 2007	4.1	8.8	8.5	8.9	8.800	12.900	1.6	7.2	7.4	7.2	7.200	8.800	4.2	5.9	5.9	6.3	5.900	10.100	4.2	6.5	6.3	6.5	6.500	10.700	42.500
	Horváth Emma Flóra	J 2005	3.9	8.2	8.2	8.2	8.200	12.100	3.0	7.0	7.0	7.3	7.000	10.000	4.2	6.2	6.0	6.2	6.200	10.400	4.4	6.7	7.3	7.3	7.300	11.700	44.200

7	Postás SE "B"	Team deduction	0.0	36.700(7)					17.500(7)					31.000(6)					32.600(7)					117.800			
	Szénás Anna Lilla	S 2003	3.7	8.7	8.8	8.9	8.800	12.500							4.1	6.0	6.1	6.2	6.100	10.200	4.3	7.0	7.3	6.8	7.000	11.200	33.900
	Peresztegi Kitti	J 2008	3.3	8.1	8.1	8.2	8.100	11.400	1.1	5.5	5.4	5.2	5.400	6.500	4.1	5.8	5.7	5.4	5.700	9.700	2.9	6.8	6.8	7.0	6.800	9.700	37.300
	Marcsó Bianka Ambarwati	J 2006	3.5	8.1	8.3	8.0	8.100	11.600	3.6	5.2	4.8	4.7	4.800	8.400	4.2	4.9	5.1	4.7	4.900	9.100	3.1	6.7	6.5	7.0	6.700	9.800	38.900
	Giczi Boglárka	J 2005	3.7	8.9	8.9	8.9	8.900	12.600	4.3	4.0	4.0	3.9	4.000	8.300	4.5	3.8	4.0	3.8	3.800	8.300	4.2	7.3	7.5	7.4	7.400	11.600	40.800
	Béke Flóra	J 2006							2.9	6.0	6.2	6.2	6.200	9.100	4.0	6.9	7.1	7.1	7.100	11.100							20.200