





# Fiú Gyermek Kezdő CSB Budapest-Vidék Bajnokság

## Csapat

Budapest, 2020. október 18.





								Total
1	FTC-Telekom "C"	Team deduction	0.0	47.650(1)	66.150(1)	65.600(1)	65.900(1)	<b>245.300</b>
2	BHSE	Team deduction	0.0	46.800(3)	61.200(4)	64.150(2)	64.975(2)	<b>237.125</b>
3	KSI SE "B"	Team deduction	0.0	47.100(2)	61.250(3)	62.800(3)	63.550(7)	<b>234.700</b>
4	FTC-Telekom "A"	Team deduction	0.0	46.350(4)	62.000(2)	61.000(5)	63.750(5)	<b>233.100</b>
5	KSI SE "A"	Team deduction	0.0	45.400(6)	57.700(5)	61.850(4)	63.675(6)	<b>228.625</b>
6	Győri AC "A"	Team deduction	0.0	46.200(5)	57.500(6)	59.350(6)	64.400(3)	<b>227.450</b>
7	Dunaferr SE	Team deduction	0.0	45.350(7)	57.000(8)	58.400(7)	64.400(3)	<b>225.150</b>
8	DEAC "B"	Team deduction	0.0	44.900(8)	57.050(7)	56.350(8)	60.425(13)	<b>218.725</b>
9	FTC-Telekom "B"	Team deduction	0.0	43.150(10)	55.300(9)	55.600(10)	62.000(8)	<b>216.050</b>
10	Arany Torna DSE	Team deduction	0.0	44.150(9)	54.100(11)	56.150(9)	60.525(11)	<b>214.925</b>
11	Győri AC "B"	Team deduction	0.0	42.850(11)	55.000(10)	55.000(12)	60.725(10)	<b>213.575</b>
12	PSN Zrt.	Team deduction	0.0	42.200(12)	52.150(12)	55.300(11)	60.450(12)	<b>210.100</b>
13	DEAC "A"	Team deduction	0.0	41.000(13)	52.000(13)	52.800(13)	60.800(9)	<b>206.600</b>
14	UTE	Team deduction	0.0	37.850(14)	45.100(14)	51.650(14)	56.800(14)	<b>191.400</b>

# Fiú Gyermek Kezdő CSB Budapest-Vidék Bajnokság

## Budapest Bajnokság

### Csapat

Budapest, 2020. október 18.

																						
D	E1	E2	E	Total	D	E1	E2	E	Total	D	E1	E2	E	Total	D	E1	E2	E	-	V1	Total	Total

1	FTC-Telekom "C"	Team deduction	0.0	47.650(1)				66.150(1)				65.600(1)				65.900(1)				245.300				
	Gilányi Márk	2011	0.0	9.3	9.4	9.350	9.350	3.5	9.3	9.5	9.400	12.900	3.5	9.1	9.4	9.250	12.750	3.5	9.7	9.7	9.700	13.200	13.300	48.300
	Fábián Benedek	2011	0.0	9.5	9.5	9.500	9.500	3.5	9.5	9.7	9.600	13.100	3.5	9.8	9.7	9.750	13.250	3.5	9.5	9.5	9.500	13.000	13.150	49.000
	Gulyás Milán Balázs	2011	0.0	9.7	9.6	9.650	9.650	3.5	9.7	9.8	9.750	13.250	3.5	9.6	9.5	9.550	13.050	3.5	9.4	9.4	9.400	12.900	13.050	49.000
	Temesi Jeromos	2011	0.0	9.4	9.5	9.450	9.450	3.5	9.7	9.8	9.750	13.250	3.5	9.5	9.6	9.550	13.050	3.5	9.6	9.6	9.600	13.100	12.600	48.350
	Raduly Sándor János	2012	0.0	9.5	9.4	9.450	9.450	3.5	9.6	9.7	9.650	13.150	3.5	9.4	9.8	9.600	13.100	3.5	9.5	9.5	9.500	13.000	13.100	48.800
	Besenyey Iván	2011	0.0	9.5	9.7	9.600	9.600	3.5	9.8	10.0	9.900	13.400	3.5	9.7	9.6	9.650	13.150	3.5	9.9	9.9	9.900	13.400	13.300	49.450

2	BHSE	Team deduction	0.0	46.800(3)				61.200(4)				64.150(2)				64.975(2)				237.125				
	Volter Zénó	2011	0.0	9.2	8.9	9.050	9.050	3.5	8.4	8.3	8.350	11.850	3.5	9.0	9.0	9.000	12.500	3.5	9.3	9.3	9.300	12.800	12.600	46.000
	Klemanovits Artúr	2011	0.0	9.5	9.2	9.350	9.350	3.5	8.4	8.5	8.450	11.950	3.5	8.4	8.7	8.550	12.050	3.5	9.4	9.4	9.400	12.900	12.900	46.250
	Soós Regő	2012	0.0	8.9	8.6	8.750	8.750	3.5	8.6	8.8	8.700	12.200	3.5	9.3	9.5	9.400	12.900	3.5	9.6	9.5	9.550	13.050	12.925	46.775
	Abbas Adrián	2011	0.0	9.4	9.3	9.350	9.350	3.5	8.6	9.1	8.850	12.350	3.5	9.2	9.3	9.250	12.750	3.5	9.5	9.5	9.500	13.000	13.050	47.500
	Soós Zsombor	2011	0.0	9.7	9.7	9.700	9.700	3.5	8.7	9.0	8.850	12.350	3.5	9.3	9.5	9.400	12.900	3.5	9.7	9.7	9.700	13.200	13.050	48.000
	Semjén Gábor	2012	0.0	9.5	9.2	9.350	9.350	3.5	8.7	9.0	8.850	12.350	3.5	9.5	9.7	9.600	13.100	3.5	9.7	9.7	9.700	13.200	13.050	47.850





3	KSI SE "B"	Team deduction	0.0	47.100(2)				61.250(3)				62.800(3)				63.550(5)				234.700				
	Szabó Sebestyén	2012	0.0	9.2	9.3	9.250	9.250	3.5	8.7	9.0	8.850	12.350	3.5	9.1	9.1	9.100	12.600	3.5	9.0	9.0	9.000	12.500	12.600	46.800
	Jordanov Zalán	2012	0.0	9.3	9.4	9.350	9.350	3.5	8.7	8.8	8.750	12.250	3.5	9.3	9.3	9.300	12.800	3.5	9.2	9.2	9.200	12.700	12.750	47.150
	Tréfás-Tóth Bence	2011	0.0	9.1	9.3	9.200	9.200	3.5	8.6	8.5	8.550	12.050	3.5	9.1	8.9	9.000	12.500	3.5	8.9	8.9	8.900	12.400	12.400	46.150
	Deák Ferenc Lőrinc	2011	0.0	9.3	9.4	9.350	9.350	3.5	8.7	8.7	8.700	12.200	3.5	9.0	9.2	9.100	12.600	3.5	9.2	9.2	9.200	12.700	12.600	46.750
	Ligeti-Zsuzsák Márk Leonidász	2011	0.0	9.4	9.6	9.500	9.500	3.5	8.8	9.0	8.900	12.400	3.5	8.6	8.9	8.750	12.250	3.5	9.1	9.1	9.100	12.600	12.650	46.800
	Borbély Keve	2011	0.0	9.6	9.7	9.650	9.650	3.5	8.4	8.5	8.450	11.950	3.5	9.0	8.6	8.800	12.300	3.5	9.5	9.5	9.500	13.000	12.950	46.850

# Fiú Gyermek Kezdő CSB Budapest-Vidék Bajnokság

## Budapest Bajnokság

### Csapat

Budapest, 2020. október 18.

																						
D	E1	E2	E	Total	D	E1	E2	E	Total	D	E1	E2	E	Total	D	E1	E2	E	-	V1	Total	
			-					-					-					-		-	V2	

4	FTC-Telekom "A"	Team deduction	0.0	46.350(4)					62.000(2)					61.000(5)					63.750(3)					233.100	
	Csuha Noel		2012	0.0	9.3	9.2	9.250	9.250	3.5	8.9	9.2	9.050	12.550	3.5	8.4	8.5	8.450	11.950	3.5	9.1	9.1	9.100	12.600	12.650	46.400
	Szabó-Brosch Bendegúz		2011	0.0	9.5	9.3	9.400	9.400	3.0	8.4	8.6	8.500	11.500	3.0	9.0	8.8	8.900	11.900	3.0	9.7	9.7	9.700	12.700	12.600	45.400
	László-Bártfai Balázs		2012	0.0	9.1	9.3	9.200	9.200	3.5	8.8	8.9	8.850	12.350	3.5	9.1	9.1	9.100	12.600	3.5	8.9	8.9	8.900	12.400	12.100	46.250
	Bugyi Attila Junior		2013	0.0	9.3	9.1	9.200	9.200	3.0	8.8	9.1	8.950	11.950	3.0	8.0	8.3	8.150	11.150	3.0	9.5	9.5	9.500	12.500	12.600	44.900
	Veres Henrik		2013	0.0	9.1	8.7	8.900	8.900	3.5	8.8	9.2	9.000	12.500	3.0	8.5	8.5	8.500	11.500	3.0	9.7	9.7	9.700	12.700	12.800	45.700
	Nnorom Alex Chinyere		2012	0.0	9.3	9.3	9.300	9.300	3.5	9.1	9.2	9.150	12.650	3.5	9.5	9.6	9.550	13.050	3.5	9.5	9.5	9.500	13.000	13.100	48.100

5	KSI SE "A"	Team deduction	0.0	45.400(5)					57.700(5)					61.850(4)					63.675(4)					228.625	
	Hesz Márton		2011	0.0	9.4	9.2	9.300	9.300	3.0	8.2	8.5	8.350	11.350	3.5	8.3	7.8	8.050	11.550	3.5	9.3	9.3	9.300	12.800	12.700	44.900
	Bedák Dusan		2012	0.0	8.9	8.8	8.850	8.850	3.5	8.0	8.2	8.100	11.600	3.5	9.0	9.0	9.000	12.500	3.5	9.4	9.5	9.450	12.950	12.875	45.825
	Czeglédi Lajos		2011	0.0	9.0	9.3	9.150	9.150	3.5	8.1	8.5	8.300	11.800	3.5	8.6	9.0	8.800	12.300	3.5	8.9	8.9	8.900	12.400	12.550	45.800
	Simonetz Máté		2012	0.0	9.2	9.2	9.200	9.200	3.5	8.3	8.6	8.450	11.950	3.5	9.3	9.5	9.400	12.900	3.5	9.3	9.3	9.300	12.800	12.850	46.900
	Rónai Bertalan		2012	0.0	8.9	8.9	8.900	8.900	3.5	7.5	7.5	7.500	11.000	3.5	9.2	8.9	9.050	12.550	3.5	9.3	9.3	9.300	12.800	12.650	45.100
	Csik Barnabás		2012	0.0	8.5	8.7	8.600	8.600	3.5	6.9	7.4	7.150	10.650	3.5	8.0	8.2	8.100	11.600	3.0	9.6	9.6	9.600	12.600	12.600	43.450

6	FTC-Telekom "B"	Team deduction	0.0	43.150(6)					55.300(6)					55.600(6)					62.000(6)					216.050	
	Mester Zoltán		2011	0.0	8.8	8.6	8.700	8.700	3.0	8.0	8.5	8.250	11.250	3.0	7.6	7.8	7.700	10.700	3.0	9.2	9.2	9.200	12.200	12.300	42.950
	Nagy-Hegedűs Ákos		2012	0.0	8.6	8.4	8.500	8.500	3.0	7.5	7.6	7.550	10.550	3.0	8.2	8.5	8.350	11.350	3.0	8.8	8.8	8.800	12.300	12.200	42.600
	Szöllősi Ádám		2011	0.0	8.9	8.7	8.800	8.800	3.0	7.7	7.6	7.650	10.650	3.0	6.5	6.7	6.600	9.600	3.0	9.5	9.5	9.500	12.500	12.750	41.800
	Széplaki Gergely		2012	0.0	8.5	8.5	8.500	8.500	3.0	8.0	8.2	8.100	11.100	3.0	8.3	8.3	8.300	11.300	3.0	9.5	9.5	9.500	12.500	12.550	43.450
	Barna Mihály		2013	0.0	8.6	8.7	8.650	8.650	3.0	8.0	8.3	8.150	11.150	3.0	7.3	6.8	7.050	10.050	3.0	9.4	9.4	9.400	12.400	11.950	41.800
	Király Benett Bence		2013	0.0	8.5	8.4	8.450	8.450	3.0	8.2	8.1	8.150	11.150	3.0	9.0	9.4	9.200	12.200	3.0	9.1	9.1	9.100	12.100	12.200	44.000

# Fiú Gyermek Kezdő CSB Budapest-Vidék Bajnokság Budapest Bajnokság Csapat

Budapest, 2020. október 18.

D	E1	E2	E	Total	D	E1	E2	E	Total	D	E1	E2	E	Total	D	E1	E2	E	-	V1	Total	
		-					-					-									V2	





7	UTE	Team deduction	0.0	37.850(7)				45.100(7)				51.650(7)				56.800(7)				191.400					
	Nagy Péter		2013	0.0	6.5	6.5	6.500	6.500	3.0	5.0	5.0	5.000	8.000	3.0	5.0	5.0	5.000	8.000	3.0	8.4	8.4	8.400	11.400	11.300	33.800
	Török András		2014	0.0	6.0	6.0	6.000	6.000	3.0	5.5	5.5	5.500	8.500	3.0	7.0	6.5	6.750	9.750	3.0	8.4	8.4	8.400	11.400	11.550	35.800
	Csáky Noel		2013	0.0	7.7	7.3	7.500	7.500	3.0	5.5	5.5	5.500	8.500	3.0	5.5	5.8	5.650	8.650	3.5	7.4	7.4	7.400	10.900	10.750	35.400
	Durmaz Kerim András		2012	0.0	7.8	8.0	7.900	7.900	3.0	6.0	6.0	6.000	9.000	3.0	7.5	7.5	7.500	10.500	3.5	7.3	7.3	7.300	10.800	5.400	32.800
	Fornay István		2012	0.0	7.5	7.6	7.550	7.550	3.0	6.0	6.0	6.000	9.000	3.5	8.2	7.8	8.000	11.500	3.5	7.0	7.0	7.000	10.500	10.900	38.950
	Gercsák Dénes		2012	0.0	8.3	8.5	8.400	8.400	3.0	7.0	7.2	7.100	10.100	3.5	7.5	8.0	7.750	11.250	3.5	8.8	8.8	8.800	12.300	12.300	42.050

# Fiú Gyermek Kezdő CSB Budapest-Vidék Bajnokság

## Budapest Bajnokság

### Egyéni Összetett

Budapest, 2020. október 18.

			
D (-) Total E Rk	D (-) Total E Rk	D (-) Total E Rk	D E (-) V1 Total V2 Rk





1	Besenyei Iván	2011	0.0	9.600	3.5	13.400	3.5	13.150	3.5	9.900	13.400	13.300	<b>49.450</b>
	FTC-Telekom		9.600	(4)	9.900	(1)	9.650	(2)	3.5	9.700	13.200	(1)	
2	Fábián Benedek	2011	0.0	9.500	3.5	13.100	3.5	13.250	3.5	9.500	13.000	13.150	<b>49.000</b>
	FTC-Telekom		9.500	(5)	9.600	(5)	9.750	(1)	3.5	9.800	13.300	(3)	
2	Gulyás Milán Balázs	2011	0.0	9.650	3.5	13.250	3.5	13.050	3.5	9.400	12.900	13.050	<b>49.000</b>
	FTC-Telekom		9.650	(2)	9.750	(2)	9.550	(5)	3.5	9.700	13.200	(6)	
4	Raduly Sándor János	2012	0.0	9.450	3.5	13.150	3.5	13.100	3.5	9.500	13.000	13.100	<b>48.800</b>
	FTC-Telekom		9.450	(7)	9.650	(4)	9.600	(3)	3.5	9.700	13.200	(4)	
5	Temesi Jeromos	2011	0.0	9.450	3.5	13.250	3.5	13.050	3.5	9.600	13.100	12.600	<b>48.350</b>
	FTC-Telekom		9.450	(7)	9.750	(2)	9.550	(5)	3.5	8.600	12.100	(24)	
6	Gilányi Márk	2011	0.0	9.350	3.5	12.900	3.5	12.750	3.5	9.700	13.200	13.300	<b>48.300</b>
	FTC-Telekom		9.350	(10)	9.400	(6)	9.250	(12)	3.5	9.900	13.400	(1)	
7	Nnorom Alex Chinyere	2012	0.0	9.300	3.5	12.650	3.5	13.050	3.5	9.500	13.000	13.100	<b>48.100</b>
	FTC-Telekom		9.300	(16)	9.150	(7)	9.550	(5)	3.5	9.700	13.200	(4)	
8	Soós Zsombor	2011	0.0	9.700	3.5	12.350	3.5	12.900	3.5	9.700	13.200	13.050	<b>48.000</b>
	BHSE		9.700	(1)	8.850	(11)	9.400	(8)	3.5	9.400	12.900	(6)	
9	Semjén Gábor	2012	0.0	9.350	3.5	12.350	3.5	13.100	3.5	9.700	13.200	13.050	<b>47.850</b>
	BHSE		9.350	(10)	8.850	(11)	9.600	(3)	3.5	9.400	12.900	(6)	
10	Abbas Adrián	2011	0.0	9.350	3.5	12.350	3.5	12.750	3.5	9.500	13.000	13.050	<b>47.500</b>
	BHSE		9.350	(10)	8.850	(11)	9.250	(12)	3.5	9.600	13.100	(6)	
11	Jordanov Zalán	2012	0.0	9.350	3.5	12.250	3.5	12.800	3.5	9.200	12.700	12.750	<b>47.150</b>
	KSI SE		9.350	(10)	8.750	(16)	9.300	(11)	3.5	9.300	12.800	(17)	
12	Simonetz Máté	2012	0.0	9.200	3.5	11.950	3.5	12.900	3.5	9.300	12.800	12.850	<b>46.900</b>
	KSI SE		9.200	(20)	8.450	(20)	9.400	(8)	3.5	9.400	12.900	(15)	
13	Borbély Keve	2011	0.0	9.650	3.5	11.950	3.5	12.300	3.5	9.500	13.000	12.950	<b>46.850</b>
	KSI SE		9.650	(2)	8.450	(20)	8.800	(23)	3.5	9.400	12.900	(10)	
14	Ligeti-Zisizs Márk Leonidász	2011	0.0	9.500	3.5	12.400	3.5	12.250	3.5	9.100	12.600	12.650	<b>46.800</b>
	KSI SE		9.500	(5)	8.900	(10)	8.750	(25)	3.5	9.200	12.700	(21)	

# Fiú Gyermek Kezdő CSB Budapest-Vidék Bajnokság

## Budapest Bajnokság

### Egyéni Összetett

Budapest, 2020. október 18.

				
D (-) Total E Rk	D (-) Total E Rk	D (-) Total E Rk	D E (-) V1 V2 Total Rk	Total





14	Szabó Sebestyén	2012	0.0	9.250	3.5	12.350	3.5	12.600	3.5	9.000	12.500	12.600	<b>46.800</b>
	KSI SE		9.250	(18)	8.850	(11)	9.100	(14)	3.5	9.200	12.700	(24)	
16	Soós Regő	2012	0.0	8.750	3.5	12.200	3.5	12.900	3.5	9.550	13.050	12.925	<b>46.775</b>
	BHSE		8.750	(32)	8.700	(17)	9.400	(8)	3.5	9.300	12.800	(11)	
17	Deák Ferenc Lőrinc	2011	0.0	9.350	3.5	12.200	3.5	12.600	3.5	9.000	12.500	12.600	<b>46.750</b>
	KSI SE		9.350	(10)	8.700	(17)	9.100	(14)	3.5	9.200	12.700	(24)	
18	Csuha Noel	2012	0.0	9.250	3.5	12.550	3.5	11.950	3.5	9.100	12.600	12.650	<b>46.400</b>
	FTC-Telekom		9.250	(18)	9.050	(8)	8.450	(28)	3.5	9.200	12.700	(21)	
19	Klemanovits Artúr	2011	0.0	9.350	3.5	11.950	3.5	12.050	3.5	9.400	12.900	12.900	<b>46.250</b>
	BHSE		9.350	(10)	8.450	(20)	8.550	(27)	3.5	9.400	12.900	(12)	
19	László-Bárfai Balázs	2012	0.0	9.200	3.5	12.350	3.5	12.600	3.5	8.900	12.400	12.100	<b>46.250</b>
	FTC-Telekom		9.200	(20)	8.850	(11)	9.100	(14)	3.5	8.300	11.800	(38)	
21	Polányi Márton	2011	0.0	8.800	3.5	11.900	3.5	12.600	3.5	9.400	12.900	12.900	<b>46.200</b>
	BHSE		8.800	(29)	8.400	(24)	9.100	(14)	3.5	9.400	12.900	(12)	
22	Tréfás-Tóth Bence	2011	0.0	9.200	3.5	12.050	3.5	12.500	3.5	8.900	12.400	12.400	<b>46.150</b>
	KSI SE		9.200	(20)	8.550	(19)	9.000	(20)	3.5	8.900	12.400	(33)	
23	Volter Zénó	2011	0.0	9.050	3.5	11.850	3.5	12.500	3.5	9.300	12.800	12.600	<b>46.000</b>
	BHSE		9.050	(25)	8.350	(25)	9.000	(20)	3.5	8.900	12.400	(24)	
24	Bedák Dusán	2012	0.0	8.850	3.5	11.600	3.5	12.500	3.5	9.450	12.950	12.875	<b>45.825</b>
	KSI SE		8.850	(28)	8.100	(27)	9.000	(20)	3.5	9.300	12.800	(14)	
25	Czeglédi Lajos	2011	0.0	9.150	3.5	11.800	3.5	12.300	3.5	8.900	12.400	12.550	<b>45.800</b>
	KSI SE		9.150	(24)	8.300	(26)	8.800	(23)	3.5	9.200	12.700	(31)	
26	Veres Henrik	2013	0.0	8.900	3.5	12.500	3.0	11.500	3.0	9.700	12.700	12.800	<b>45.700</b>
	FTC-Telekom		8.900	(26)	9.000	(9)	8.500	(32)	3.0	9.900	12.900	(16)	
27	Rendes Máté	2012	0.0	8.800	3.0	11.400	3.5	12.550	3.5	9.200	12.700	12.700	<b>45.450</b>
	BHSE		8.800	(29)	8.400	(29)	9.050	(18)	3.5	9.200	12.700	(19)	
28	Szabó-Brosch Bendegúz	2011	0.0	9.400	3.0	11.500	3.0	11.900	3.0	9.700	12.700	12.600	<b>45.400</b>
	FTC-Telekom		9.400	(9)	8.500	(28)	8.900	(29)	3.0	9.500	12.500	(24)	
29	Rónai Bertalan	2012	0.0	8.900	3.5	11.000	3.5	12.550	3.5	9.300	12.800	12.650	<b>45.100</b>
	KSI SE		8.900	(26)	7.500	(35)	9.050	(18)	3.5	9.000	12.500	(21)	

# Fiú Gyermek Kezdő CSB Budapest-Vidék Bajnokság

## Budapest Bajnokság

### Egyéni Összetett

Budapest, 2020. október 18.

				
D (-) Total E Rk	D (-) Total E Rk	D (-) Total E Rk	D E (-) V1 V2 Total Rk	Total





30	Bugyi Attila Junior FTC-Telekom	2013	0.0	9.200	3.0	11.950	3.0	11.150	3.0	9.500	12.500	12.600	<b>44.900</b>
			9.200	(20)	8.950	(20)	8.150	(37)	3.0	9.700	12.700	(24)	
30	Hesz Márton KSI SE	2011	0.0	9.300	3.0	11.350	3.5	11.550	3.5	9.300	12.800	12.700	<b>44.900</b>
			9.300	(16)	8.350	(30)	8.050	(31)	3.5	9.100	12.600	(19)	
32	Király Benett Bence FTC-Telekom	2013	0.0	8.450	3.0	11.150	3.0	12.200	3.0	9.100	12.100	12.200	<b>44.000</b>
			8.450	(38)	8.150	(32)	9.200	(26)	3.0	9.300	12.300	(36)	
33	Széplaki Gergely FTC-Telekom	2012	0.0	8.500	3.0	11.100	3.0	11.300	3.0	9.500	12.500	12.550	<b>43.450</b>
			8.500	(36)	8.100	(34)	8.300	(35)	3.0	9.600	12.600	(31)	
33	Csík Barnabás KSI SE	2012	0.0	8.600	3.5	10.650	3.5	11.600	3.0	9.600	12.600	12.600	<b>43.450</b>
			8.600	(35)	7.150	(36)	8.100	(30)	3.0	9.600	12.600	(24)	
35	Mester Zoltán FTC-Telekom	2011	0.0	8.700	3.0	11.250	3.0	10.700	3.0	9.200	12.200	12.300	<b>42.950</b>
			8.700	(33)	8.250	(31)	7.700	(38)	3.0	9.400	12.400	(34)	
36	Nagy-Hegedűs Ákos FTC-Telekom	2012	0.0	8.500	3.0	10.550	3.0	11.350	3.5	8.800	12.300	12.200	<b>42.600</b>
			8.500	(36)	7.550	(38)	8.350	(34)	3.5	8.600	12.100	(36)	
37	Gercsák Dénes UTE	2012	0.0	8.400	3.0	10.100	3.5	11.250	3.5	8.800	12.300	12.300	<b>42.050</b>
			8.400	(39)	7.100	(39)	7.750	(36)	3.5	8.800	12.300	(34)	
38	Szöllősi Ádám FTC-Telekom	2011	0.0	8.800	3.0	10.650	3.0	9.600	3.0	9.500	12.500	12.750	<b>41.800</b>
			8.800	(29)	7.650	(36)	6.600	(42)	3.5	9.500	13.000	(17)	
38	Barna Mihály FTC-Telekom	2013	0.0	8.650	3.0	11.150	3.0	10.050	3.0	9.400	12.400	11.950	<b>41.800</b>
			8.650	(34)	8.150	(32)	7.050	(40)	3.0	8.500	11.500	(39)	
40	Fornay István UTE	2012	0.0	7.550	3.0	9.000	3.5	11.500	3.5	7.000	10.500	10.900	<b>38.950</b>
			7.550	(42)	6.000	(40)	8.000	(32)	3.5	7.800	11.300	(43)	
41	Baricz Márk FTC-Telekom	2013	0.0	8.000	3.0	9.000	3.0	8.600	3.0	8.700	11.700	11.550	<b>37.150</b>
			8.000	(40)	6.000	(40)	5.600	(44)	3.0	8.400	11.400	(40)	
42	Török András UTE	2014	0.0	6.000	3.0	8.500	3.0	9.750	3.0	8.400	11.400	11.550	<b>35.800</b>
			6.000	(45)	5.500	(43)	6.750	(41)	3.0	8.700	11.700	(40)	
43	Csáky Noel UTE	2013	0.0	7.500	3.0	8.500	3.0	8.650	3.5	7.400	10.900	10.750	<b>35.400</b>
			7.500	(43)	5.500	(43)	5.650	(43)	3.5	7.100	10.600	(44)	
44	Nagy Péter UTE	2013	0.0	6.500	3.0	8.000	3.0	8.000	3.0	8.400	11.400	11.300	<b>33.800</b>
			6.500	(44)	5.000	(45)	5.000	(45)	3.0	8.200	11.200	(42)	

# Fiú Gyermek Kezdő CSB Budapest-Vidék Bajnokság

## Budapest Bajnokság

### Egyéni Összetett

Budapest, 2020. október 18.

				
D (-) Total	D (-) Total	D (-) Total	D E (-) V1 Total	Total
E Rk	E Rk	E Rk	V2 Rk	

45	Durmaz Kerim András	2012	0.0	7.900	3.0	9.000	3.0	10.500	3.5	7.300	10.800	5.400	<b>32.800</b>
		UTE	7.900	(41)	6.000	(40)	7.500	(39)			0.000	(45)	







# Fiú Gyermek Kezdő CSB Budapest-Vidék Bajnokság

## Vidék Bajnokság

### Csapat

Budapest, 2020. október 18.

																					
D	E1	E2	E	D	E1	E2	E	D	E1	E2	E	D	E1	E2	E	-	V1	-	V2	Total	Total

1	Győri AC "A"	Team deduction	0.0	46.200(1)				57.500(1)				59.350(1)				64.400(1)				<b>227.450</b>					
	Varga Zente		2013	0.0	9.1	9.2	9.150	9.150	3.0	7.8	8.0	7.900	10.900	3.5	7.6	8.0	7.800	11.300	3.0	9.7	9.7	9.700	12.700	12.650	<b>44.000</b>
	Éber Samu Sólóyom		2012	0.0	9.2	8.8	9.000	9.000	3.0	7.3	7.5	7.400	10.400	3.0	7.0	7.3	7.150	10.150	3.0	9.9	9.9	9.900	12.900	12.900	<b>42.450</b>
	Papp Levente		2014	0.0	9.3	8.9	9.100	9.100	3.0	8.0	8.0	8.000	11.000	3.5	8.2	8.0	8.100	11.600	3.0	8.6	8.6	8.600	11.600	11.950	<b>43.650</b>
	Orbán Barnabás		2012	0.0	9.3	9.1	9.200	9.200	3.0	8.3	8.2	8.250	11.250	3.5	8.6	8.3	8.450	11.950	3.0	9.9	9.9	9.900	12.900	12.900	<b>45.300</b>
	Lakatos Ákos Vince		2011	0.0	9.4	9.5	9.450	9.450	3.5	8.7	8.8	8.750	12.250	3.5	8.8	8.6	8.700	12.200	3.5	9.4	9.4	9.400	12.900	12.900	<b>46.800</b>
	Ritter Simon		2011	0.0	9.4	9.2	9.300	9.300	3.5	8.6	8.6	8.600	12.100	3.5	8.7	8.9	8.800	12.300	3.5	9.6	9.6	9.600	13.100	13.050	<b>46.750</b>

2	Dunaferri SE	Team deduction	0.0	45.350(2)				57.000(3)				58.400(2)				64.400(1)				<b>225.150</b>					
	Barcsi Krisóf Mihály		2011	0.0	8.9	8.6	8.750	8.750	3.0	7.6	8.0	7.800	10.800	3.5	8.5	8.8	8.650	12.150	3.5	9.2	9.2	9.200	12.700	12.725	<b>44.425</b>
	Lakatos Máté Gyula		2012	0.0	8.9	9.0	8.950	8.950	3.0	7.8	8.2	8.000	11.000	3.5	7.2	7.0	7.100	10.600	3.5	9.3	9.3	9.300	12.800	12.750	<b>43.300</b>
	Gulybán Erik		2012	0.0	9.2	9.2	9.200	9.200	3.0	8.2	8.3	8.250	11.250	3.5	6.5	6.9	6.700	10.200	3.5	9.3	9.3	9.300	12.800	12.800	<b>43.450</b>
	Karsai Zsombor		2012	0.0	8.4	8.5	8.450	8.450	3.0	7.9	8.2	8.050	11.050	3.5	8.0	7.9	7.950	11.450	3.5	9.5	9.5	9.500	13.000	12.850	<b>43.800</b>
	Kiss Benedek		2011	0.0	8.9	9.1	9.000	9.000	3.0	8.3	8.5	8.400	11.400	3.5	8.3	7.8	8.050	11.550	3.5	9.2	9.2	9.200	12.700	12.800	<b>44.750</b>
	Kiss Armand Gábor		2011	0.0	9.4	9.5	9.450	9.450	3.5	8.6	9.0	8.800	12.300	3.5	9.0	9.3	9.150	12.650	3.5	9.7	9.7	9.700	13.200	13.200	<b>47.600</b>





3	DEAC "B"	Team deduction	0.0	44.900(3)				57.050(2)				56.350(3)				60.425(7)				<b>218.725</b>					
	Bodogán Benet		2012	0.0	8.8	9.2	9.000	9.000	3.0	8.0	8.0	8.000	11.000	3.5	8.2	8.1	8.150	11.650	3.0	9.0	9.0	9.000	12.000	12.150	<b>43.800</b>
	Dusa Máté		2013	0.0	9.0	9.0	9.000	9.000	3.0	8.1	8.2	8.150	11.150	3.1	8.0	7.8	7.900	10.500	3.5	8.5	8.5	8.500	12.000	11.850	<b>42.500</b>
	Tóth Benedek Attila		2012	0.0	8.0	8.4	8.200	8.200	3.0	8.1	8.2	8.150	11.150	3.0	7.0	7.4	7.200	10.200	3.5	8.2	8.2	8.200	11.700	11.950	<b>41.500</b>
	Csonka Marcell		2011	0.0	9.0	9.0	9.000	9.000	3.0	8.2	8.5	8.350	11.350	3.1	7.8	7.6	7.700	10.300	3.5	8.0	8.0	8.000	11.500	11.650	<b>42.300</b>
	Kártik László Dorián		2011	0.0	8.9	8.8	8.850	8.850	3.5	8.0	8.0	8.000	11.500	3.5	8.6	8.6	8.600	12.100	3.5	9.0	9.0	9.000	12.500	12.375	<b>44.825</b>
	Varga Kristóf Marcell		2012	0.0	9.2	8.9	9.050	9.050	3.5	8.3	8.5	8.400	11.900	3.5	8.2	8.4	8.300	11.800	3.5	8.6	8.6	8.600	12.100	12.100	<b>44.850</b>

# Fiú Gyermek Kezdő CSB Budapest-Vidék Bajnokság

## Vidék Bajnokság

### Csapat

Budapest, 2020. október 18.

																						
D	E1	E2	E	Total	D	E1	E2	E	Total	D	E1	E2	E	Total	D	E1	E2	E	-	V1	Total	
		-					-					-					-			-	V2	

4	Arany Torna DSE	Team deduction	0.0	44.150(4)				54.100(5)				56.150(4)				60.525(5)				<b>214.925</b>							
Börcsök Balázs		2013	0.0	8.1	7.9		8.000	8.000	3.0	6.0	6.0		6.000	9.000	3.0	7.6	7.8		7.700	10.700	3.0	8.9	8.9	8.900	11.900	12.025	<b>39.725</b>
Boros Dominik		2012	0.0	8.9	8.6		8.750	8.750	3.0	7.0	7.0		7.000	10.000	3.0	7.0	6.8		6.900	9.900	3.0	9.2	9.2	9.150	12.150	12.250	<b>40.900</b>
Repák Máté Keve		2012	0.0	8.8	9.0		8.900	8.900	3.5	8.1	8.0		8.050	11.550	3.5	8.2	8.5		8.350	11.850	3.0	9.5	9.5	9.500	12.500	12.550	<b>44.850</b>
Karácsonyi Róbert		2011	0.0	9.2	9.2		9.200	9.200	3.5	8.1	7.7		7.900	11.400	3.5	8.4	8.4		8.400	11.900	3.5	7.5	7.5	7.500	11.000	11.500	<b>44.000</b>
Papp Sámuel		2011	0.0	9.2	9.4		9.300	9.300	3.5	8.5	8.8		8.650	12.150	3.5	8.2	8.4		8.300	11.800	3.5	8.7	8.7	8.700	12.200	12.200	<b>45.450</b>
Vőneki Csanád		2013	0.0	7.8	8.0		7.900	7.900	3.0	5.5	5.5		5.500	8.500	2.6	6.4	6.4		6.400	8.500	3.0	8.0	8.0	8.000	11.000	11.400	<b>36.300</b>

5	Győri AC "B"	Team deduction	0.0	42.850(5)				55.000(4)				55.000(6)				60.725(4)				<b>213.575</b>							
Nagy Norbert		2013	0.0	8.3	8.1		8.200	8.200	3.0	7.5	7.7		7.600	10.600	3.0	6.5	6.6		6.550	9.550	3.0	8.8	8.8	8.800	11.800	11.900	<b>40.250</b>
Kiss Norbert		2012	0.0	8.9	8.8		8.850	8.850	3.0	7.5	7.7		7.600	10.600	3.0	7.8	7.7		7.750	10.750	3.0	9.0	9.0	9.000	12.000	11.900	<b>42.100</b>
Safranko Kristóf		2013	0.0	8.1	8.0		8.050	8.050	3.0	8.0	8.0		8.000	11.000	3.0	6.8	7.1		6.950	9.950	3.0	9.3	9.3	9.300	12.300	12.150	<b>41.150</b>
Hajba Gellért		2012	0.0	8.6	8.6		8.600	8.600	3.0	7.9	8.1		8.000	11.000	3.0	8.2	8.0		8.100	11.100	3.0	8.8	8.8	8.800	11.800	11.950	<b>42.650</b>
Vayer Valter Alex		2013	0.0	7.7	7.8		7.750	7.750	3.0	7.7	7.7		7.700	10.700	3.0	7.8	8.3		8.050	11.050	3.0	8.7	8.7	8.700	11.700	11.925	<b>41.425</b>
Kozma Dávid		2012	0.0	9.1	9.2		9.150	9.150	3.0	8.5	8.9		8.700	11.700	3.5	8.5	8.8		8.650	12.150	3.0	9.7	9.7	9.700	12.700	12.800	<b>45.800</b>





6	PSN Zrt.	Team deduction	0.0	42.200(6)				52.150(6)				55.300(5)				60.450(6)				<b>210.100</b>							
Duczon András		2012	0.0	7.8	7.7		7.750	7.750	3.0	6.0	6.2		6.100	9.100	3.5	7.4	7.1		7.250	10.750	3.0	9.0	9.0	9.000	12.000	11.900	<b>39.500</b>
Zsebők Regő		2013	0.0	8.2	8.3		8.250	8.250	3.0	7.0	6.5		6.750	9.750	3.5	6.8	6.5		6.650	10.150	3.5	8.0	8.0	8.000	11.500	11.700	<b>39.850</b>
Palkovics Regő		2012	0.0	8.6	8.7		8.650	8.650	3.5	7.0	7.4		7.200	10.700	3.5	7.8	7.7		7.750	11.250	3.5	8.0	8.0	8.000	11.500	11.250	<b>41.850</b>
Gerlinger Barnabás		2012	0.0	8.1	8.3		8.200	8.200	3.0	7.3	7.0		7.150	10.150	3.5	6.7	7.1		6.900	10.400	3.5	8.7	8.7	8.700	12.200	12.100	<b>40.850</b>
Horváth Áron		2012	0.0	8.4	8.2		8.300	8.300	3.0	7.0	7.0		7.000	10.000	3.5	8.2	8.2		8.200	11.700	3.5	9.2	9.2	9.200	12.700	12.400	<b>42.400</b>
Almási Martin Flórián		2013	0.0	8.7	8.9		8.800	8.800	3.5	8.1	8.0		8.050	11.550	3.5	7.9	7.5		7.700	11.200	3.5	9.0	9.0	9.000	12.500	12.350	<b>43.900</b>

# Fiú Gyermek Kezdő CSB Budapest-Vidék Bajnokság

## Vidék Bajnokság

### Csapat

Budapest, 2020. október 18.

																					
D	E1	E2	E	Total	D	E1	E2	E	Total	D	E1	E2	E	Total	D	E1	E2	E	-	V1	Total
		-					-					-							-	V2	





7	DEAC "A"	Team deduction	0.0	41.000(7)				52.000(7)				52.800(7)				60.800(3)					206.600				
	Nasaleán-Kiss Olivér		2013	0.0	7.5	7.5	7.500	7.500	3.0	7.0	7.0	7.000	10.000	3.0	6.0	6.0	6.000	9.000	3.5	8.3	8.3	8.300	11.800	11.800	<b>38.300</b>
	Asztalos István		2012	0.0	7.6	8.0	7.800	7.800	3.0	6.0	6.0	6.000	9.000	3.0	6.0	6.4	6.200	9.200	3.0	8.6	8.6	8.600	11.600	11.800	<b>37.800</b>
	Páll Botond		2012	0.0	8.0	7.9	7.950	7.950	3.0	7.5	7.5	7.500	10.500	3.5	7.5	7.6	7.550	11.050	3.5	8.7	8.7	8.700	12.200	12.300	<b>41.800</b>
	Gyórfi Milán		2012	0.0	8.4	8.3	8.350	8.350	3.0	7.8	7.8	7.800	10.800	3.5	7.7	7.6	7.650	11.150	3.5	9.1	9.1	9.100	12.600	12.600	<b>42.900</b>
	Törő Valter		2013	0.0	8.3	8.3	8.300	8.300	3.0	7.5	7.5	7.500	10.500	3.5	7.6	7.2	7.400	10.900	3.5	7.5	7.5	7.500	11.000	10.750	<b>40.450</b>
	Ágoston Balázs		2011	0.0	8.5	8.7	8.600	8.600	3.0	7.2	7.2	7.200	10.200	3.5	7.0	7.0	7.000	10.500	3.5	8.7	8.7	8.700	12.200	12.300	<b>41.600</b>

# Fiú Gyermek Kezdő CSB Budapest-Vidék Bajnokság

## Vidék Bajnokság

### Egyéni Összetett

Budapest, 2020. október 18.

				
D (-) Total E Rk	D (-) Total E Rk	D (-) Total E Rk	D E (-) V1 Total V2 Rk	Total





1	Kiss Armand Gábor 2011 Dunaferr SE	0.0	9.450	3.5	12.300	3.5	12.650	3.5	9.700	13.200	13.200	47.600
		9.450	(1)	8.800	(1)	9.150	(1)	3.5	9.700	13.200	(1)	
2	Lakatos Ákos Vince 2011 Győri AC	0.0	9.450	3.5	12.250	3.5	12.200	3.5	9.400	12.900	12.900	46.800
		9.450	(1)	8.750	(2)	8.700	(4)	3.5	9.400	12.900	(3)	
3	Ritter Simon 2011 Győri AC	0.0	9.300	3.5	12.100	3.5	12.300	3.5	9.600	13.100	13.050	46.750
		9.300	(3)	8.600	(4)	8.800	(3)	3.5	9.500	13.000	(2)	
4	Kozma Dávid 2012 Győri AC	0.0	9.150	3.0	11.700	3.5	12.150	3.0	9.700	12.700	12.800	45.800
		9.150	(8)	8.700	(7)	8.650	(5)	3.0	9.900	12.900	(7)	
5	Róthi Zsombor 2011 Miskolci SI	0.0	8.600	3.5	11.900	3.5	12.550	3.5	9.000	12.500	12.600	45.650
		8.600	(27)	8.400	(5)	9.050	(2)	3.5	9.200	12.700	(14)	
6	Papp Sámuel 2011 Arany Torna DSE	0.0	9.300	3.5	12.150	3.5	11.800	3.5	8.700	12.200	12.200	45.450
		9.300	(3)	8.650	(3)	8.300	(11)	3.5	8.700	12.200	(25)	
7	Orbán Barnabás 2012 Győri AC	0.0	9.200	3.0	11.250	3.5	11.950	3.0	9.900	12.900	12.900	45.300
		9.200	(5)	8.250	(14)	8.450	(8)	3.0	9.900	12.900	(3)	
8	Repák Máté Keve 2012 Arany Torna DSE	0.0	8.900	3.5	11.550	3.5	11.850	3.0	9.500	12.500	12.550	44.850
		8.900	(18)	8.050	(8)	8.350	(10)	3.0	9.600	12.600	(16)	
8	Varga Kristóf Marcell 2012 DEAC	0.0	9.050	3.5	11.900	3.5	11.800	3.5	8.600	12.100	12.100	44.850
		9.050	(11)	8.400	(5)	8.300	(11)	3.5	8.600	12.100	(29)	
10	Kártik László Dorián 2011 DEAC	0.0	8.850	3.5	11.500	3.5	12.100	3.5	9.000	12.500	12.375	44.825
		8.850	(19)	8.000	(10)	8.600	(7)	3.5	8.750	12.250	(19)	
11	Kiss Benedek 2011 Dunaferr SE	0.0	9.000	3.0	11.400	3.5	11.550	3.5	9.200	12.700	12.800	44.750
		9.000	(12)	8.400	(11)	8.050	(16)	3.5	9.400	12.900	(7)	
12	Barcsi Krisztof Mihály 2011 Dunaferr SE	0.0	8.750	3.0	10.800	3.5	12.150	3.5	9.200	12.700	12.725	44.425
		8.750	(22)	7.800	(27)	8.650	(5)	3.5	9.250	12.750	(12)	
13	Varga Zente 2013 Győri AC	0.0	9.150	3.0	10.900	3.5	11.300	3.0	9.700	12.700	12.650	44.000
		9.150	(8)	7.900	(26)	7.800	(19)	3.0	9.600	12.600	(13)	
13	Karácsonyi Róbert 2011 Arany Torna DSE	0.0	9.200	3.5	11.400	3.5	11.900	3.5	7.500	11.000	11.500	44.000
		9.200	(5)	7.900	(11)	8.400	(9)	3.5	8.500	12.000	(45)	

# Fiú Gyermek Kezdő CSB Budapest-Vidék Bajnokság

## Vidék Bajnokság

### Egyéni Összetett

Budapest, 2020. október 18.

				
D (-) Total E Rk	D (-) Total E Rk	D (-) Total E Rk	D E (-) V1 V2 Total Rk	Total





15	Almási Martin Flórián PSN Zrt.	2013	0.0	8.800	3.5	11.550	3.5	11.200	3.5	9.000	12.500	12.350	43.900
			8.800	(21)	8.050	(8)	7.700	(21)	3.5	8.700	12.200	(20)	
16	Bodogán Benet DEAC	2012	0.0	9.000	3.0	11.000	3.5	11.650	3.0	9.000	12.000	12.150	43.800
			9.000	(12)	8.000	(20)	8.150	(14)	3.0	9.300	12.300	(26)	
16	Karsai Zsombor Dunaferr SE	2012	0.0	8.450	3.0	11.050	3.5	11.450	3.5	9.500	13.000	12.850	43.800
			8.450	(31)	8.050	(19)	7.950	(17)	3.5	9.200	12.700	(6)	
18	Papp Levente Győri AC	2014	0.0	9.100	3.0	11.000	3.5	11.600	3.0	8.600	11.600	11.950	43.650
			9.100	(10)	8.000	(20)	8.100	(15)	3.0	9.300	12.300	(33)	
19	Gulybán Erik Dunaferr SE	2012	0.0	9.200	3.0	11.250	3.5	10.200	3.5	9.300	12.800	12.800	43.450
			9.200	(5)	8.250	(14)	6.700	(37)	3.5	9.300	12.800	(7)	
20	Lakatos Máté Gyula Dunaferr SE	2012	0.0	8.950	3.0	11.000	3.5	10.600	3.5	9.300	12.800	12.750	43.300
			8.950	(17)	8.000	(20)	7.100	(30)	3.5	9.200	12.700	(10)	
21	Tóth Ádám Mór Miskolci SI	2011	0.0	8.450	3.0	10.950	3.5	11.350	3.5	8.500	12.000	12.300	43.050
			8.450	(31)	7.950	(25)	7.850	(18)	3.5	9.100	12.600	(21)	
22	Győrfi Milán DEAC	2012	0.0	8.350	3.0	10.800	3.5	11.150	3.5	9.100	12.600	12.600	42.900
			8.350	(33)	7.800	(27)	7.650	(22)	3.5	9.100	12.600	(14)	
23	Hajba Gellért Győri AC	2012	0.0	8.600	3.0	11.000	3.0	11.100	3.0	8.800	11.800	11.950	42.650
			8.600	(27)	8.000	(20)	8.100	(23)	3.0	9.100	12.100	(33)	
24	Dusa Máté DEAC	2013	0.0	9.000	3.0	11.150	3.1	0.5 10.500	3.5	8.500	12.000	11.850	42.500
			9.000	(12)	8.150	(16)	7.900	(32)	3.0	8.700	11.700	(40)	
25	Éber Samu Solyom Győri AC	2012	0.0	9.000	3.0	10.400	3.0	10.150	3.0	9.900	12.900	12.900	42.450
			9.000	(12)	7.400	(36)	7.150	(39)	3.0	9.900	12.900	(3)	
26	Horváth Áron PSN Zrt.	2012	0.0	8.300	3.0	10.000	3.5	11.700	3.5	9.200	12.700	12.400	42.400
			8.300	(34)	7.000	(40)	8.200	(13)	3.5	8.600	12.100	(18)	
27	Csonka Marcell DEAC	2011	0.0	9.000	3.0	11.350	3.1	0.5 10.300	3.5	8.000	11.500	11.650	42.300
			9.000	(12)	8.350	(13)	7.700	(35)	3.5	8.300	11.800	(44)	
28	Kiss Norbert Győri AC	2012	0.0	8.850	3.0	10.600	3.0	10.750	3.0	9.000	12.000	11.900	42.100
			8.850	(19)	7.600	(31)	7.750	(27)	3.0	8.800	11.800	(37)	
29	Koller Balázs Dunapataji Községi SE	2011	0.0	8.650	3.5	11.100	3.0	10.250	3.5	8.700	12.200	12.050	42.050
			8.650	(25)	7.600	(18)	7.250	(36)	3.5	8.400	11.900	(31)	

# Fiú Gyermek Kezdő CSB Budapest-Vidék Bajnokság

## Vidék Bajnokság

### Egyéni Összetett

Budapest, 2020. október 18.

				
D (-) Total E Rk	D (-) Total E Rk	D (-) Total E Rk	D E (-) V1 V2 Total Rk	Total





30	Palkovics Regő	2012	0.0	8.650	3.5	10.700	3.5	11.250	3.5	8.000	11.500	11.250	<b>41.850</b>
	PSN Zrt.		8.650	(25)	7.200	(29)	7.750	(20)	3.5	7.500	11.000	(48)	
31	Páll Botond	2012	0.0	7.950	3.0	10.500	3.5	11.050	3.5	8.700	12.200	12.300	<b>41.800</b>
	DEAC		7.950	(42)	7.500	(34)	7.550	(24)	3.5	8.900	12.400	(21)	
32	Vén Zente	2012	0.0	8.750	3.0	10.600	3.5	10.100	3.5	8.800	12.300	12.150	<b>41.600</b>
	Dunaferr SE		8.750	(22)	7.600	(31)	6.600	(41)	3.5	8.500	12.000	(26)	
32	Ágoston Balázs	2011	0.0	8.600	3.0	10.200	3.5	10.500	3.5	8.700	12.200	12.300	<b>41.600</b>
	DEAC		8.600	(27)	7.200	(38)	7.000	(32)	3.5	8.900	12.400	(21)	
34	Tóth Benedek Attila	2012	0.0	8.200	3.0	11.150	3.0	10.200	3.5	8.200	11.700	11.950	<b>41.500</b>
	DEAC		8.200	(37)	8.150	(16)	7.200	(37)	3.5	8.700	12.200	(33)	
35	Vayer Valter Alex	2013	0.0	7.750	3.0	10.700	3.0	11.050	3.0	8.700	11.700	11.925	<b>41.425</b>
	Győri AC		7.750	(45)	7.700	(29)	8.050	(24)	3.0	9.150	12.150	(36)	
36	Latin Lénárd Ádám	2013	0.0	7.650	3.0	10.350	3.5	10.550	3.0	9.700	12.700	12.750	<b>41.300</b>
	PSN Zrt.		7.650	(48)	7.350	(37)	7.050	(31)	3.0	9.800	12.800	(10)	
37	Safranko Kristóf	2013	0.0	8.050	3.0	11.000	3.0	9.950	3.0	9.300	12.300	12.150	<b>41.150</b>
	Győri AC		8.050	(40)	8.000	(20)	6.950	(42)	3.0	9.000	12.000	(26)	
38	Boros Dominik	2012	0.0	8.750	3.0	10.000	3.0	9.900	3.0	9.200	12.200	12.250	<b>40.900</b>
	Arany Torna DSE		8.750	(22)	7.000	(40)	6.900	(43)	3.0	9.300	12.300	(24)	
39	Gerlinger Barnabás	2012	0.0	8.200	3.0	10.150	3.5	10.400	3.5	8.700	12.200	12.100	<b>40.850</b>
	PSN Zrt.		8.200	(37)	7.150	(39)	6.900	(34)	3.5	8.500	12.000	(29)	
40	Törő Valter	2013	0.0	8.300	3.0	10.500	3.5	10.900	3.5	7.500	11.000	10.750	<b>40.450</b>
	DEAC		8.300	(34)	7.500	(34)	7.400	(26)	3.5	7.000	10.500	(49)	
41	Püspök Áron	2012	0.0	8.550	3.0	9.900	3.5	9.450	3.5	9.000	12.500	12.500	<b>40.400</b>
	Dunaferr SE		8.550	(30)	6.900	(43)	5.950	(45)	3.5	9.000	12.500	(17)	
42	Nagy Norbert	2013	0.0	8.200	3.0	10.600	3.0	9.550	3.0	8.800	11.800	11.900	<b>40.250</b>
	Győri AC		8.200	(37)	7.600	(31)	6.550	(44)	3.0	9.000	12.000	(37)	
43	Zsebők Regő	2013	0.0	8.250	3.0	9.750	3.5	10.150	3.5	8.000	11.500	11.700	<b>39.850</b>
	PSN Zrt.		8.250	(36)	6.750	(44)	6.650	(39)	3.5	8.400	11.900	(43)	
44	Börcsök Balázs	2013	0.0	8.000	3.0	9.000	3.0	10.700	3.0	8.900	11.900	12.025	<b>39.725</b>
	Arany Torna DSE		8.000	(41)	6.000	(46)	7.700	(29)	3.0	9.150	12.150	(32)	

# Fiú Gyermek Kezdő CSB Budapest-Vidék Bajnokság

## Vidék Bajnokság

### Egyéni Összetett

Budapest, 2020. október 18.

				
D (-) Total E Rk	D (-) Total E Rk	D (-) Total E Rk	D E (-) V1 V2 Total Rk	Total

45	Duczon András	2012	0.0	7.750	3.0	9.100	3.5	10.750	3.0	9.000	12.000	11.900	<b>39.500</b>
	PSN Zrt.		7.750	(45)	6.100	(45)	7.250	(27)	3.0	8.800	11.800	(37)	
46	Nasaleán-Kiss Olivér	2013	0.0	7.500	3.0	10.000	3.0	9.000	3.5	8.300	11.800	11.800	<b>38.300</b>
	DEAC		7.500	(49)	7.000	(40)	6.000	(47)	3.5	8.300	11.800	(41)	
47	Asztalos István	2012	0.0	7.800	3.0	9.000	3.0	9.200	3.0	8.600	11.600	11.800	<b>37.800</b>
	DEAC		7.800	(44)	6.000	(46)	6.200	(46)	3.0	9.000	12.000	(41)	
48	Vőneki Csanád	2013	0.0	7.900	3.0	8.500	2.6	0.5 8.500	3.0	8.000	11.000	11.400	<b>36.300</b>
	Arany Torna DSE		7.900	(43)	5.500	(48)	6.400	(48)	3.0	8.800	11.800	(47)	
49	Megyeri Balázs	2013	0.0	7.700	3.0	8.500	2.6	0.5 7.800	3.0	8.800	11.800	11.500	<b>35.500</b>
	Arany Torna DSE		7.700	(47)	5.500	(48)	5.700	(49)	3.0	8.200	11.200	(45)	