





Női Szuper CSB

Győr, 2020. november 13.

																							
D	E1	E2	E3	E	Total	D	E1	E2	E3	E	Total	D	E1	E2	E3	E	Total	D	E1	E2	E3	E	Total

1	Dunafeerr SE	Team deduction	0.0	39.400(1)					38.000(1)					38.500(1)					37.000(1)					152.900			
	Kovács Zsófia	Feln 2000	4.6	9.2	9.2	9.4	9.200	13.800	5.7	8.1	8.0	7.8	8.000	13.700	5.7	7.7	7.9	7.7	7.700	13.400	5.1	7.8	8.2	7.6	7.800	12.900	53.800
	Makovits Mirtill	Feln 2004	3.5	8.8	8.8	8.8	8.800	12.300	5.0	7.5	7.5	7.7	7.500	12.500	4.7	7.9	7.8	8.1	7.900	12.600	4.6	7.5	8.0	8.0	8.000	12.600	50.000
	Mayer Gréta	I-S 2006	4.2	9.1	9.1	8.9	9.100	13.300	5.1	6.8	6.4	6.7	6.700	11.800	5.5	7.0	6.8	7.2	7.000	12.500	4.9	6.9	6.8	7.0	6.900	11.500	49.100
	Czifra Bettina Lili	I-S 2007	3.7	8.4	8.6	8.8	8.600	12.300	3.6	6.6	7.0	6.4	6.600	10.200	4.7	7.4	7.2	7.7	7.400	12.100	4.4	6.9	6.7	6.8	6.800	11.200	45.800

2	MTK	Team deduction	0.0	38.300(3)					32.600(3)					36.500(2)					35.800(3)					143.200			
	Böczögő Dorina Kitti	Feln 1992													4.1	8.1	8.2	8.2	8.200	12.300	4.9	6.8	7.0	6.9	6.900	11.800	24.100
	Schermann Bianka	Feln 2003	4.6	8.8	8.7	9.0	8.800	13.400	4.9	7.3	7.0	6.8	7.000	11.900	5.0	7.5	7.3	7.5	7.500	12.500	5.0	7.8	7.7	7.7	7.700	12.600	50.400
	Szmirnov Anna	I-S 2005	3.5	8.5	8.3	8.5	8.500	12.000	4.3	7.0	6.6	6.3	6.600	10.900	4.6	7.0	7.1	7.3	7.100	11.700	4.3	7.0	7.1	7.1	7.100	11.400	46.000
	Medved Regina	Feln 2003	3.7	8.9	8.8	8.8	8.800	12.500	3.7	6.1	6.1	5.6	6.100	9.800	4.0	5.2	5.4	5.0	5.200	9.200	4.3	6.1	5.8	6.4	6.100	10.400	41.900
	Sági Inez	Feln 2001	3.7	8.7	8.6	8.7	8.700	12.400							3.9	6.1	6.0	6.1	6.100	10.000	3.9	6.7	6.3	6.3	6.300	10.100	32.500

3	Postás SE	Team deduction	0.0	37.700(4)					34.100(2)					35.100(3)					35.900(2)					142.800			
	Peresztegi Nóra	I-S 2006	3.5	8.3	8.3	8.3	8.300	11.800	3.7	6.0	6.3	6.0	6.000	9.700	4.6	7.1	7.5	6.7	7.100	11.700	4.3	7.1	7.5	7.0	7.100	11.400	44.600
	Béke Flóra	I-S 2006	3.5	8.4	8.4	8.3	8.400	11.900	3.7	5.7	5.7	5.9	5.700	9.400	4.5	7.2	6.5	7.4	7.200	11.700	4.1	6.3	5.2	6.1	6.100	10.200	43.200
	Marcsók Bianka Ambarwati	I-S 2006	3.5	8.0	8.0	8.1	8.000	11.500							4.3	5.2	5.3	5.4	5.300	9.600	4.1	4.2	3.6	4.2	4.200	8.300	29.400
	Bácskay Csenge Mária	Feln 2003	4.6	9.0	9.0	9.1	9.000	13.600	5.2	6.7	6.4	6.5	6.500	11.700	4.7	7.0	6.8	7.1	7.000	11.700	4.3	7.7	8.1	8.0	8.000	12.300	49.300
	Székely Zója	Feln 2003	3.9	8.4	8.2	8.3	8.300	12.200	5.7	7.2	7.0	6.9	7.000	12.700	4.8	6.6	6.3	6.5	6.500	11.300	4.3	7.9	8.3	7.7	7.900	12.200	48.400

4	Delfin SI SE	Team deduction	0.0	38.400(2)					28.300(4)					32.400(4)					32.200(4)					131.300			
	Tömböl Boglárka Flóra	Feln 2001	4.0	8.4	8.4	8.5	8.400	12.400	3.1	4.7	4.0	4.7	4.700	7.800	4.7	6.2	6.4	6.5	6.400	11.100	4.4	6.9	6.8	6.8	6.800	11.100	42.400
	Borbás Maja	I-S 2007	4.1	8.3	8.4	8.5	8.400	12.500	2.2	7.8	7.9	7.5	7.800	10.000	3.3	7.1	7.1	7.2	7.100	10.400	3.6	6.5	6.4	6.2	6.400	10.000	42.900
	Maráczki Fruzsina	I-S 2007	4.6	8.9	8.7	9.0	8.900	13.500	3.1	7.4	7.6	7.3	7.400	10.500	4.0	6.8	7.0	6.9	6.900	10.900	4.4	7.1	6.7	6.7	6.700	11.100	46.000