













Férfi Szuper CSB
Országos Bajnokság
Budapest, 2021. november 11.

		1. forduló	2. forduló	Total
1	Győri AC	236.750	227.900	464.650
2	BHSE	216.450	236.050	452.500
3	FTC-Telekom	220.950	227.100	448.050
4	KSI SE	221.800	224.650	446.450

																																										
D	E1	E2	E3	E	Total	D	E1	E2	E3	E	Total	D	E1	E2	E3	E	Total	D	E1	E2	E3	E	Total	D	E1	E2	E3	E	Total	D	E1	E2	E3	E	Total	Total						
	E4	-	-				E4	-	-				E4	-	-				E4	-	-				E4	-	-				E4	-	-									







1	BHSE	Team deduction	0.0	39.400(2)					38.350(1)					40.100(1)					41.100(1)					38.800(1)					38.300(1)					236.050					
	Rengei Balázs	Feln	4.4	8.2	8.3	8.2	8.250	12.550	4.5	7.8	7.8	7.6	7.800	12.300	4.7	8.0	8.0	8.0	8.000	12.700	4.0	9.2	9.1	9.3	9.250	13.250	4.1	6.8	6.8	7.1	6.900	11.000	4.4	7.5	7.5	7.6	7.500	11.900	73.700
	Csorvási Soma László	Feln	5.1	6.7	7.0	6.6	6.850	11.950	5.2	6.1	6.0	6.3	6.150	11.350	4.1	7.3	7.3	7.2	7.300	11.400	4.0	8.7	8.7	9.1	8.850	12.850	4.8	7.7	8.0	7.7	7.850	12.650	4.3	8.0	8.1	7.9	8.050	12.350	72.550
	Juhász Balázs	Ifi	4.7	8.3	8.1	8.2	8.250	12.950	3.8	8.1	8.0	8.5	8.050	11.850	4.1	8.7	8.5	8.4	8.450	12.550	4.8	8.9	8.8	9.0	8.850	13.650	3.5	8.5	8.5	8.3	8.500	12.000	4.0	8.5	8.2	8.3	8.300	12.300	75.300
	Mentovai István	Kadet	5.7	8.2	8.2	8.2	8.200	13.900	5.8	7.9	7.7	7.9	7.800	13.600	6.0	8.8	8.9	8.7	8.850	14.850	5.8	8.8	8.6	8.9	8.700	14.200	5.8	8.4	8.1	8.5	8.350	14.150	5.6	8.1	8.0	8.2	8.050	13.650	84.350
	Sas Nándor	Kadet	5.0	7.7	7.8	7.5	7.650	12.450	5.8	8.4	8.5	8.4	8.400	14.200	4.4	8.3	8.4	8.4	8.350	12.750	5.0	8.4	8.4	8.6	8.400	13.400	4.1	8.6	8.7	8.5	8.600	12.700	3.2	8.4	8.5	8.3	8.400	11.600	77.100

2	Györi AC	Team deduction	0.0	39.300(3)					36.650(3)					38.650(3)					38.600(4)					37.850(4)					36.850(3)					227.900					
	Tomcsányi Benedek	Feln	5.4	7.9	7.9	8.4	8.050	13.350	5.8	7.0	7.5	7.3	7.150	12.950	5.2	7.9	8.0	8.3	8.000	13.200	4.8	8.8	8.7	8.9	8.750	13.250	5.5	6.5	7.0	7.0	7.000	12.500	4.6	7.2	7.4	7.6	7.450	12.050	77.300
	Mészáros Krisztofer	Feln	5.9	6.3	5.8	6.2	6.250	12.150	6.0	6.7	7.1	6.4	6.700	12.700	5.0	7.2	6.9	6.7	7.050	12.050							6.0	7.0	7.5	7.2	7.300	13.300	5.3	8.0	8.2	7.9	8.050	13.350	63.550
	Molnár Botond	Ifi	5.0	7.8	8.0	8.0	7.900	12.900	4.6	6.5	6.1	6.0	6.300	10.900	4.3	8.0	7.9	8.3	8.100	12.400	4.8	9.0	8.9	9.0	8.950	13.450	4.4	7.5	7.2	7.5	7.350	11.750	4.2	8.0	8.0	8.0	8.000	12.200	73.600
	Nyikos Bernát	Kadet	3.9	7.8	7.9	7.6	7.850	11.750	4.3	8.4	8.6	8.4	8.500	12.800	5.0	7.8	8.3	7.5	8.050	13.050	2.9	9.0	9.0	8.8	9.000	11.900	4.9	7.9	7.9	7.9	7.900	12.800							62.300
	Szűcs Erik Botond	Kadet	4.8	8.3	8.4	8.2	8.250	13.050	4.3	8.1	8.3	8.0	8.200	12.500	3.8	7.8	8.0	7.3	7.900	5.700	2.9	8.7	9.0	8.6	8.750	11.650	4.4	7.5	7.5	7.5	7.500	11.900	3.2	8.1	8.2	8.1	8.100	11.300	66.100







																																			
D	E1	E2	E3	E	Total	D	E1	E2	E3	E	Total	D	E1	E2	E3	E	Total	D	E1	E2	E3	E	Total	D	E1	E2	E3	E	Total	D	E1	E2	E3	E	Total
	E4	-	-				E4	-	-				E4	-	-				E4	-	-				E4	-	-				E4	-	-		

3	FTC-Telekom	Team deduction	0.0	37.300(4)					37.300(2)					38.700(2)					38.650(3)					37.900(3)					37.250(2)					227.100						
	Petar Vefic	Feln	5.2	6.6	6.7	6.1	6.400	11.600	4.3	6.4	6.1	6.2	6.250	10.550	4.2	8.1	8.0	7.9	8.000	12.200	4.0	9.0	9.0	9.1	9.000	13.000	4.4	7.3	6.7	7.2	7.250	11.650	4.1	8.4	8.4	8.1	8.400	12.500	71.500	
				6.2							6.3					8.0			8.000			8.8							7.3					8.5						
	Ujvári Benedek	Ifi	4.0	7.2	7.2	7.3	7.250	11.150	3.8	7.3	7.6	7.8	7.450	11.250	3.8	7.6	7.7	7.9	7.800	11.600	4.0	7.8	8.0	8.2	8.100	12.000	3.1	7.7	7.5	8.0	7.600	10.700	2.7	8.1	8.2	8.3	8.150	10.850	67.550	
				7.5	0.1					7.2					7.9						8.2	0.1						7.5					8.0							
	Kovács Márton	Ifi	4.5	7.8	7.9	8.1	7.950	12.350	4.9	7.7	7.2	7.5	7.400	12.300	3.8	8.4	7.9	8.3	8.250	12.050	4.0	8.6	8.4	8.6	8.550	12.550	3.5	8.9	8.8	9.1	8.850	12.350	4.2	7.7	7.5	7.8	7.700	11.900	73.500	
				8.0	0.1					7.3					8.2						8.5							8.8					7.7							
	Varga Botond	Kadet	5.0	8.3	8.4	8.4	8.350	13.350	5.5	8.2	8.3	8.2	8.200	13.700	4.0	8.2	8.3	8.1	8.150	11.850	3.2	8.6	8.4	8.6	8.600	11.800	2.2	8.4	8.5	8.0	8.400	10.600	2.8	8.2	8.3	8.0	8.250	11.050	72.350	
				8.0						8.2					8.1	0.3					8.8							8.4					8.7							
	Zámbori Zala Samu	Kadet	4.8	7.9	8.0	8.0	7.950	12.750	6.0	8.4	8.5	8.2	8.450	14.450	5.9	8.5	8.4	8.6	8.550	14.450	5.0	8.6	8.4	8.4	8.400	13.100	4.9	9.0	9.1	9.0	9.000	13.900	4.4	8.5	8.6	8.3	8.450	12.850	81.500	
				7.7						8.5					8.7						8.4	0.3						8.8					8.4							







4	KSI SE	Team deduction	0.0	39.500(1)					35.550(4)					37.750(4)					39.750(2)					38.350(2)					33.750(4)					224.650							
	Dobrovitz Ádám Attila	Feln	4.8	8.0	7.9	8.1	8.050	12.850	4.4	6.7	7.0	7.4	7.100	11.500	4.8	7.6	7.7	7.9	7.650	12.450	4.8	8.0	7.8	8.2	7.950	12.750															49.550
				8.3						7.2					7.6						7.9																				
	Bátori Szabolcs	Feln	5.2	7.5	7.1	8.0	7.700	12.900	4.2	5.7	6.1	5.8	5.950	10.150	4.5	7.9	7.8	8.0	7.900	12.450	4.8	8.6	8.6	9.1	8.700	13.500	4.3	8.2	8.2	8.4	8.250	12.550	3.8	7.3	7.2	7.7	7.500	11.300	72.850		
				7.9						6.3					8.1						8.8									8.3					7.8						
	Závory Szilárd	Ifi	4.7	8.6	8.6	8.2	8.600	13.300	4.1	8.1	7.7	8.3	7.900	12.000	4.5	8.8	8.8	8.5	8.750	13.250	4.8	9.3	9.3	9.2	9.250	14.050	4.4	7.8	8.1	8.1	8.050	12.450	4.2	6.6	6.7	6.9	6.650	10.850	75.900		
				8.6						7.6					8.7						9.2								8.0					6.2							
	Farkas Barnabás Máté	Ifi	2.9	7.0	6.7	7.5	7.200	10.100	3.7	6.6	7.0	7.2	7.100	10.800	3.7	6.3	6.7	6.8	6.750	10.450	3.2	8.7	8.7	8.5	8.600	11.500	2.6	7.9	7.5	7.6	7.650	10.250	2.3	7.0	6.9	7.0	7.000	9.300	62.400		
				7.4						7.2					6.8						8.4	0.3						7.7					7.2								
	Pataki Olivér	Kadet	5.0	8.2	8.6	7.8	8.300	13.300	4.3	7.7	8.0	7.6	7.750	12.050	2.7	8.0	8.3	7.8	8.050	10.750	2.4	8.8	9.0	8.8	8.800	11.200	3.6	7.6	8.0	8.0	8.000	11.600	3.3	8.3	8.4	8.2	8.300	11.600	70.500		
				8.4						7.8					8.1						8.7							8.0					8.3								
	Markó Levente Soma	Kadet	4.6	7.8	7.6	7.8	7.800	12.400	4.3	7.3	7.5	7.4	7.450	11.750	4.1	8.0	7.8	8.1	7.950	12.050	3.2	9.0	9.0	9.0	9.000	12.200	4.9	8.4	8.7	8.3	8.450	13.350	2.8	7.7	7.7	7.6	7.650	6.450	68.200		
				8.0						7.6					7.9						8.6							8.5					7.6		4.0						

						
D (-) Total E Rk	D (-) Total E Rk	D (-) Total E Rk	D (-) Total E Rk	D (-) Total E Rk	D (-) Total E Rk	Total

1	Mentovai István	5.7	13.900	5.8	13.600	6.0	14.850	5.8	0.3	14.200	5.8	14.150	5.6	13.650	84.350
	BHSE	8.200	(1)	7.800	(4)	8.850	(1)	8.700	(1)	8.350	(1)	8.050	(1)		
2	Zámbori Zala Samu	4.8	12.750	6.0	14.450	5.9	14.450	5.0	0.3	13.100	4.9	13.900	4.4	12.850	81.500
	FTC-Telekom	7.950	(13)	8.450	(1)	8.550	(2)	8.400	(10)	9.000	(2)	8.450	(3)		
3	Tomcsányi Benedek	5.4	0.1 13.350	5.8	12.950	5.2	13.200	4.8	0.3	13.250	5.5	12.500	4.6	12.050	77.300
	Győri AC	8.050	(3)	7.150	(6)	8.000	(4)	8.750	(8)	7.000	(11)	7.450	(9)		
4	Sas Nándor	5.0	0.2 12.450	5.8	14.200	4.4	12.750	5.0	13.400	4.1	12.700	3.2	11.600	77.100	
	BHSE	7.650	(15)	8.400	(2)	8.350	(6)	8.400	(7)	8.600	(8)	8.400	(13)		
5	Kardos Botond	5.2	13.500	4.6	12.250	3.6	11.800	4.8	0.1	13.700	4.6	13.100	4.6	12.600	76.950
	Győri AC	8.300	(2)	7.650	(12)	8.200	(18)	9.000	(3)	8.500	(6)	8.000	(4)		
6	Závory Szilárd	4.7	13.300	4.1	12.000	4.5	13.250	4.8	14.050	4.4	12.450	4.2	10.850	75.900	
	KSI SE	8.600	(5)	7.900	(14)	8.750	(3)	9.250	(2)	8.050	(12)	6.650	(19)		
7	Juhász Balázs	4.7	12.950	3.8	11.850	4.1	12.550	4.8	13.650	3.5	12.000	4.0	12.300	75.300	
	BHSE	8.250	(8)	8.050	(15)	8.450	(8)	8.850	(4)	8.500	(14)	8.300	(7)		
8	Girus Kornél Botond	4.7	12.850	6.0	13.000	4.5	12.550	1.6	10.400	5.0	13.450	3.7	11.700	73.950	
	FTC-Telekom	8.150	(11)	7.000	(5)	8.050	(8)	8.800	(23)	8.450	(3)	8.000	(12)		
9	Rengei Balázs	4.4	0.1 12.550	4.5	12.300	4.7	12.700	4.0	13.250	4.1	11.000	4.4	11.900	73.700	
	BHSE	8.250	(14)	7.800	(10)	8.000	(7)	9.250	(8)	6.900	(20)	7.500	(10)		
10	Molnár Botond	5.0	12.900	4.6	10.900	4.3	12.400	4.8	0.3	13.450	4.4	11.750	4.2	12.200	73.600
	Győri AC	7.900	(9)	6.300	(20)	8.100	(12)	8.950	(6)	7.350	(17)	8.000	(8)		
11	Kovács Márton	4.5	0.1 12.350	4.9	12.300	3.8	12.050	4.0	12.550	3.5	12.350	4.2	11.900	73.500	
	FTC-Telekom	7.950	(17)	7.400	(10)	8.250	(14)	8.550	(14)	8.850	(13)	7.700	(10)		

						
D (-) Total E Rk	D (-) Total E Rk	D (-) Total E Rk	D (-) Total E Rk	D (-) Total E Rk	D (-) Total E Rk	Total

12	Bátori Szabolcs	5.2	12.900	4.2	10.150	4.5	12.450	4.8	13.500	4.3	12.550	3.8	11.300	72.850
	KSI SE	7.700	(9)	5.950	(24)	7.950	(10)	8.700	(5)	8.250	(10)	7.500	(15)	
13	Csorvási Soma László	5.1	11.950	5.2	11.350	4.1	11.400	4.0	12.850	4.8	12.650	4.3	12.350	72.550
	BHSE	6.850	(20)	6.150	(18)	7.300	(21)	8.850	(12)	7.850	(9)	8.050	(6)	
14	Varga Botond	5.0	13.350	5.5	13.700	4.0	0.3 11.850	3.2	11.800	2.2	10.600	2.8	11.050	72.350
	FTC-Telekom	8.350	(3)	8.200	(3)	8.150	(17)	8.600	(19)	8.400	(22)	8.250	(17)	
15	Petar Vefic	5.2	11.600	4.3	10.550	4.2	12.200	4.0	13.000	4.4	11.650	4.1	12.500	71.500
	FTC-Telekom	6.400	(22)	6.250	(23)	8.000	(13)	9.000	(11)	7.250	(18)	8.400	(5)	
16	Pataki Olivér	5.0	13.300	4.3	12.050	2.7	10.750	2.4	11.200	3.6	11.600	3.3	11.600	70.500
	KSI SE	8.300	(5)	7.750	(13)	8.050	(22)	8.800	(22)	8.000	(19)	8.300	(13)	
17	Laczkó Levente	3.9	12.350	3.4	10.700	3.7	11.750	3.2	12.100	3.1	11.800	2.7	10.950	69.650
	FTC-Telekom	8.450	(17)	7.300	(22)	8.050	(19)	8.900	(16)	8.700	(16)	8.250	(18)	
18	Markó Levente Soma	4.6	12.400	4.3	11.750	4.1	12.050	3.2	12.200	4.9	13.350	2.8	4.0 6.450	68.200
	KSI SE	7.800	(16)	7.450	(16)	7.950	(14)	9.000	(15)	8.450	(4)	7.650	(22)	
19	Ujvári Benedek	4.0	0.1 11.150	3.8	11.250	3.8	11.600	4.0	0.1 12.000	3.1	10.700	2.7	10.850	67.550
	FTC-Telekom	7.250	(23)	7.450	(19)	7.800	(20)	8.100	(17)	7.600	(21)	8.150	(19)	
20	Szűcs Erik Botond	4.8	13.050	4.3	12.500	3.8	6.0 5.700	2.9	11.650	4.4	11.900	3.2	11.300	66.100
	Győri AC	8.250	(7)	8.200	(9)	7.900	(24)	8.750	(20)	7.500	(15)	8.100	(15)	
21	Mészáros Krisztofer	5.9	12.150	6.0	12.700	5.0	12.050			6.0	13.300	5.3	13.350	63.550
	Győri AC	6.250	(19)	6.700	(8)	7.050	(14)			7.300	(5)	8.050	(2)	
22	Farkas Barnabás Máté	2.9	10.100	3.7	10.800	3.7	10.450	3.2	0.3 11.500	2.6	10.250	2.3	9.300	62.400
	KSI SE	7.200	(24)	7.100	(21)	6.750	(23)	8.600	(21)	7.650	(23)	7.000	(21)	

												
D E	(-) E	Total Rk	D E	(-) E	Total Rk	D E	(-) E	Total Rk	D E	(-) E	Total Rk	Total

23	Nyikos Bernát	3.9	11.750	4.3	12.800	5.0	13.050	2.9	11.900	4.9	12.800		62.300
	Győri AC	7.850	(21)	8.500	(7)	8.050	(5)	9.000	(18)	7.900	(7)		
24	Dobrovitz Ádám Attila	4.8	12.850	4.4	11.500	4.8	12.450	4.8	12.750				49.550
	KSI SE	8.050	(11)	7.100	(17)	7.650	(10)	7.950	(13)				