





# Fiú Serdülő II.o. CSB 1. forduló

## Csapat

Budapest, 2023. március 26.

																										
D	E1	E2	-	E	Total	D	E1	E2	-	E	Total	D	E1	E2	E	-	V1	Total	D	E1	E2	E	-	V1	Total	Total
D	E1	E2	-	E	Total	D	E1	E2	-	E	Total	D	E1	E2	E	-	V2	Total	D	E1	E2	E	-	V2	Total	Total





1	TFSE "B"	Team deduction	0.0	32.750(2)				31.600(2)				30.100(2)				34.250(1)				<b>128.700</b>										
			2011	2.0	8.8	9.2		9.000	11.000	1.0	9.2	9.1		9.150	10.150	0.0	8.8	8.5	8.650		8.650	8.650	2.0	9.1	9.2	9.150		11.150	11.350	<b>41.150</b>
																										<b>41.500</b>				
			2011	1.0	9.3	9.1		9.200	10.200	2.0	8.0	8.2		8.100	10.100	1.0	9.4	9.2	9.300		10.300	10.300	2.0	8.8	9.0	8.900		10.900	10.900	<b>41.500</b>
																										<b>43.700</b>				
			2011	2.0	9.6	9.3		9.450	11.450	2.0	8.9	9.0		8.950	10.950	1.0	8.8	8.7	8.750		9.750	9.850	2.0	9.1	9.3	9.200		11.200	11.450	<b>43.700</b>
																										<b>42.200</b>				
			2011	1.0	9.3	9.3		9.300	10.300	2.0	8.4	8.6		8.500	10.500	1.0	8.6	8.9	8.750		9.750	9.950	2.0	9.2	9.2	9.200		11.200	11.450	<b>42.200</b>

2	Győri AC	Team deduction	0.0	31.750(3)				31.950(1)				30.400(1)				34.250(1)				<b>128.350</b>										
			2012	0.0	9.3	9.3		9.300	9.300	1.0	7.8	8.1		7.950	8.950	1.0	8.7	8.5	8.600		9.600	9.900	2.0	9.2	9.4	9.300		11.300	11.300	<b>39.450</b>
																										<b>40.250</b>				
			2011	0.0	9.2	9.2		9.200	9.200	2.0	8.5	8.6		8.550	10.550	1.0	8.8	8.9	8.850		9.850	9.850	2.0	8.2	8.5	8.350		10.350	10.650	<b>40.250</b>
																										<b>42.250</b>				
			2011	1.0	9.7	9.7		9.700	10.700	2.0	8.3	8.5		8.400	10.400	1.0	8.7	8.9	8.800		9.800	9.850	2.0	9.0	9.0	9.000		11.000	11.300	<b>42.250</b>
																										<b>45.050</b>				
			2011	2.0	9.7	9.8		9.750	11.750	2.0	8.9	9.1		9.000	11.000	1.0	9.5	9.2	9.350		10.350	10.650	2.0	9.1	9.4	9.250		11.250	11.650	<b>45.050</b>

# Fiú Serdülő II.o. CSB 1. forduló

## Csapat

Budapest, 2023. március 26.

																										
D	E1	E2	-	E	Total	D	E1	E2	-	E	Total	D	E1	E2	E	-	V1	Total	D	E1	E2	E	-	V1	Total	Total
D	E1	E2	-	E	Total	D	E1	E2	-	E	Total	D	E1	E2	E	-	V2	Total	D	E1	E2	E	-	V2	Total	Total





3	Arany Torna DSE "A"	Team deduction	0.0	33.400(1)				30.200(4)				29.150(5)				33.450(4)				<b>126.200</b>						
Repák Máté Keve			2012	2.0	8.8	8.6	8.700	10.700	1.0	8.5	8.3	8.400	9.400	1.0	8.1	8.2	8.150	9.150	9.450	2.0	8.4	8.6	8.500	10.500	10.500	<b>40.050</b>
Karácsonyi Róbert Zsombor			2011	1.0	9.1	9.1	9.100	10.100	1.0	8.7	8.9	8.800	9.800	1.0	8.6	8.3	8.450	9.450	9.450	2.0	8.5	8.6	8.550	10.550	10.800	<b>40.150</b>
Tari-Szónoky Zétény			2011	2.0	9.2	9.0	9.100	11.100	2.0	8.8	8.7	8.750	10.750	1.0	8.4	8.6	8.500	9.500	10.000	2.0	9.2	9.3	9.250	11.250	11.250	<b>43.100</b>
Papp Sámuel			2011	2.0	9.5	9.7	9.600	11.600	1.0	8.8	8.5	8.650	9.650	1.0	8.7	8.5	8.600	9.600	9.700	2.0	9.3	9.2	9.250	11.250	11.400	<b>42.350</b>

4	Fazekas DSE "A"	Team deduction	0.0	30.300(4)				29.200(6)				29.350(4)				33.950(3)				<b>122.800</b>						
Tóth Tamás			2011	1.0	8.2	8.0	8.100	9.100	1.0	8.4	8.6	8.500	9.500	1.0	8.4	8.2	8.300	9.300	9.450	2.0	9.4	9.3	9.350	11.350	11.350	<b>39.400</b>
Maráczai Donát			2012	1.0	8.7	8.9	8.800	9.800	1.0	8.5	8.6	8.550	9.550	1.0	8.6	8.6	8.600	9.600	9.600	2.0	9.0	9.1	9.050	11.050	11.050	<b>40.000</b>
Mester Benett			2011	1.0	9.0	8.8	8.900	9.900	2.0	7.7	8.1	7.900	9.900	1.0	8.3	8.3	8.300	9.300	9.750	2.0	8.9	9.0	8.950	10.950	11.150	<b>40.700</b>
Majoros Máté			2011	1.0	9.7	9.5	9.600	10.600	1.0	8.6	8.9	8.750	9.750	1.0	9.0	9.0	9.000	10.000	10.000	2.0	9.4	9.5	9.450	11.450	11.450	<b>41.800</b>

# Fiú Serdülő II.o. CSB 1. forduló

## Csapat

Budapest, 2023. március 26.

																										
D	E1	E2	-	E	Total	D	E1	E2	-	E	Total	D	E1	E2	E	-	V1	Total	D	E1	E2	E	-	V1	Total	Total
D	E1	E2	-	E	Total	D	E1	E2	-	E	Total	D	E1	E2	E	-	V2	Total	D	E1	E2	E	-	V2	Total	Total





5	TFSE "A"	Team deduction	0.0	29.500(6)				30.650(3)				29.500(3)				33.000(5)				<b>122.650</b>											
			2012	0.0	8.8	8.9		8.850	8.850	2.0	8.3	8.6		8.450	10.450	0.0	8.0	7.7	7.850		7.850	9.750	2.0	8.5	8.7	8.600		10.600	10.600	<b>39.650</b>	
					1.0	8.8	8.7	8.750		9.750					1.0	8.8	8.7	8.750		9.750	9.800	2.0	8.0	8.2	8.100		8.100	11.000	<b>40.600</b>		
					1.0	9.3	9.0		9.150	10.150	1.0	8.7	8.6		8.650	9.650	1.0	8.4	8.3	8.350		9.350	9.800	2.0	8.2	8.5	8.350		10.350	11.000	<b>41.350</b>
					1.0	8.8	8.8		8.800	9.800	1.0	8.8	8.8		8.800	9.800	1.0	8.8	8.8	8.800		9.800	9.900	2.0	8.9	9.1	9.000		11.000	10.900	<b>41.350</b>
					1.0	9.2	8.8		9.000	10.000	2.0	8.6	8.5		8.550	10.550	1.0	8.9	8.9	8.900		9.900	9.900	2.0	8.0	7.8	7.900		9.900	10.900	<b>41.350</b>
					1.0	9.0	8.8		8.900	9.900	1.0	9.0	8.8		8.900	9.900	1.0	9.0	8.8	8.900		9.900	9.800	2.0	8.8	9.0	8.900		10.900	11.100	<b>38.500</b>
					1.0	8.5	8.2		8.350	9.350	0.0	8.1	8.4		8.250	8.250	1.0	8.9	8.6	8.750		9.750	9.800	2.0	8.5	8.8	8.650		10.650	11.100	<b>38.500</b>
					1.0	8.9	8.7		8.800	9.800	1.0	8.9	8.7		8.800	9.800	1.0	8.9	8.7	8.800		9.800	9.800	2.0	9.0	9.2	9.100		11.100	11.100	<b>38.500</b>

6	BHSE	Team deduction	0.0	29.450(7)				28.700(7)				29.100(6)				31.400(8)				<b>118.650</b>												
			2011	1.0	8.5	8.4		8.450	9.450	1.0	7.7	8.1	10.0		7.900	8.900	1.0	8.3	8.4	8.350		9.350	9.500	0.0	9.0	8.7	8.850		8.850	10.450	<b>38.300</b>	
					1.0	8.5	8.4		8.450	9.450	1.0	7.7	8.1	10.0		7.900	8.900	1.0	8.3	8.4	8.350		9.350	9.500	2.0	8.5	8.4	8.450		10.450	10.450	<b>38.300</b>
					0.0	8.6	8.8		8.700	8.700	0.0	8.6	8.7	10.0		8.650	8.650	0.0	7.7	7.4	7.550		7.550	9.050	0.0	9.1	8.8	8.950		8.950	9.300	<b>35.700</b>
					0.0	8.6	8.8		8.700	8.700	0.0	8.6	8.7	10.0		8.650	8.650	1.0	8.0	8.1	8.050		9.050	9.050	0.0	9.4	9.2	9.300		9.300	9.300	<b>35.700</b>
					0.0	8.8	8.5		8.650	8.650	0.0	9.0	9.2		9.100	9.100	1.0	7.9	7.8	7.850		8.850	9.700	0.0	9.4	9.6	9.500		9.500	9.500	<b>36.950</b>	
					0.0	8.8	8.5		8.650	8.650	0.0	9.0	9.2		9.100	9.100	1.0	8.5	8.9	8.700		9.700	9.700	0.0	9.0	8.6	8.800		8.800	9.500	<b>36.950</b>	
					2.0	9.4	9.2		9.300	11.300	2.0	8.8	8.6		8.700	10.700	1.0	8.7	8.8	8.750		9.750	9.900	2.0	9.3	9.4	9.350		11.350	11.450	<b>43.350</b>	
					2.0	9.4	9.2		9.300	11.300	2.0	8.8	8.6		8.700	10.700	1.0	8.9	8.9	8.900		9.900	9.900	2.0	9.4	9.5	9.450		11.450	11.450	<b>43.350</b>	

# Fiú Serdülő II.o. CSB 1. forduló

## Csapat

Budapest, 2023. március 26.

																										
D	E1	E2	-	E	Total	D	E1	E2	-	E	Total	D	E1	E2	E	-	V1	Total	D	E1	E2	E	-	V1	Total	Total
D	E1	E2	-	E	Total	D	E1	E2	-	E	Total	D	E1	E2	E	-	V2	Total	D	E1	E2	E	-	V2	Total	Total





7	Nyíregyházi Spartacus TCSE	Team deduction	0.0	29.200(8)				26.750(9)				27.600(7)				31.300(9)				<b>114.850</b>										
			2011	0.0	9.2	9.0		9.100	9.100	0.0	8.8	8.8		8.800	8.800	1.0	8.7	8.5	8.600		9.600	9.650	2.0	9.0	9.2	9.100		11.100	11.100	<b>38.650</b>
					1.0	8.8	8.5	8.650		9.650			2.0	8.2	8.6	8.400		10.400			11.100	<b>38.650</b>								
			2012	0.0	8.8	8.6		8.700	8.700	0.0	8.5	8.7		8.600	8.600	0.0	7.3	6.8	7.050		7.050	8.300	0.0	8.8	8.6	8.700		8.700	9.000	<b>34.600</b>
					0.0	8.5	8.1	8.300		8.300			0.0	9.0	9.0	9.000		9.000			9.000	<b>34.600</b>								
			2011	2.0	9.4	9.4		9.400	11.400	1.0	8.2	8.5		8.350	9.350	1.0	8.7	8.6	8.650		9.650	9.650	2.0	9.1	9.3	9.200		11.200	11.200	<b>41.600</b>
					1.0	8.5	8.6	8.550		9.550			2.0	9.0	9.3	9.150		11.150			11.200	<b>41.600</b>								

8	DEAC "A"	Team deduction	0.0	28.650(9)				27.100(8)				26.050(11)				32.700(6)				<b>114.500</b>										
			2013	0.0	9.1	8.8		8.950	8.950	0.0	7.5	7.5		7.500	7.500	1.0	6.0	6.0	6.000		7.000	8.300	2.0	8.3	8.5	8.400		10.400	10.900	<b>35.650</b>
					1.0	7.3	7.3	7.300		8.300			2.0	8.8	9.0	8.900		10.900			10.900	<b>35.650</b>								
			2013	2.0	8.5	8.2		8.350	10.350	2.0	7.6	7.9		7.750	9.750	1.0	8.0	8.0	8.000		9.000	9.000	2.0	8.5	8.7	8.600		10.600	10.600	<b>39.700</b>
					1.0	7.3	7.3	7.300		8.300			2.0	8.2	8.6	8.400		10.400			10.600	<b>39.700</b>								
			2013	0.0	9.4	9.3		9.350	9.350	2.0	7.8	7.9		7.850	9.850	1.0	7.4	7.3	7.350		8.350	8.750	2.0	9.1	9.3	9.200		11.200	11.200	<b>39.150</b>
					1.0	7.8	7.7	7.750		8.750			2.0	8.4	8.6	8.500		10.500			11.200	<b>39.150</b>								

# Fiú Serdülő II.o. CSB 1. forduló

## Csapat

Budapest, 2023. március 26.

																										
D	E1	E2	-	E	Total	D	E1	E2	-	E	Total	D	E1	E2	E	-	V1	Total	D	E1	E2	E	-	V1	Total	Total
D	E1	E2	-	E	Total	D	E1	E2	-	E	Total	D	E1	E2	E	-	V2	Total	D	E1	E2	E	-	V2	Total	Total





9	Arany Torna DSE "B"	Team deduction	0.0	29.600(5)				29.350(5)				23.750(13)				27.700(13)				<b>110.400</b>										
	Megyeri Balázs		2013	0.0	9.2	9.4		9.300	9.300	1.0	8.4	8.6		8.500	9.500	0.0	8.1	8.0	8.050		8.050	8.050	0.0	8.7	8.8	8.750		8.750	9.450	<b>36.300</b>
	Hajdú Zalán Imre		2013	0.0	9.2	9.2		9.200	9.200	0.0	8.9	8.7		8.800	8.800	0.0	7.5	7.4	7.450		7.450	7.450	0.0	8.5	8.3	8.400		8.400	8.400	<b>33.850</b>
	Bánóczki Armand András		2013	1.0	8.9	8.9		8.900	9.900	2.0	8.3	8.5		8.400	10.400	0.0	8.2	8.1	8.150		8.150	8.250	0.0	9.2	9.4	9.300		9.300	9.350	<b>37.900</b>
	Lakatos Bálint		2012	2.0	8.4	8.4		8.400	10.400	1.0	8.3	8.6		8.450	9.450	0.0	0.0	0.0	0.000		0.000	0.000	0.0	9.0	8.8	8.900		8.900	8.900	<b>28.750</b>

10	Szilády TE	Team deduction	0.0	27.400(10)				25.850(11)				26.850(9)				29.300(11)				<b>109.400</b>										
	Modok Gábor		2013	0.0	8.2	8.4		8.300	8.300	0.0	7.9	8.0		7.950	7.950	1.0	7.3	7.2	7.250		8.250	8.250	0.0	8.5	8.4	8.450		8.450	9.150	<b>33.650</b>
	Kossik Gellért Csanád		2011	0.0	8.8	8.8		8.800	8.800	0.0	7.2	6.9		7.050	7.050	1.0	7.8	7.6	7.700		8.700	8.950	0.0	9.3	9.3	9.300		9.300	9.300	<b>34.100</b>
	Szántó Lóránt		2011	1.0	9.2	9.1		9.150	10.150	1.0	8.4	8.2		8.300	9.300	1.0	8.2	8.2	8.200		9.200	9.250	1.0	8.5	8.7	8.600		9.600	10.700	<b>39.400</b>
	Szlovencsák Bátor		2013	0.0	8.5	8.4		8.450	8.450	0.0	8.7	8.5		8.600	8.600	1.0	7.7	7.6	7.650		8.650	8.650	0.0	9.4	9.2	9.300		9.300	9.300	<b>35.000</b>

# Fiú Serdülő II.o. CSB 1. forduló

## Csapat

Budapest, 2023. március 26.

																										
D	E1	E2	-	E	Total	D	E1	E2	-	E	Total	D	E1	E2	E	-	V1	Total	D	E1	E2	E	-	V1	Total	Total
D	E1	E2	-	E	Total	D	E1	E2	-	E	Total	D	E1	E2	E	-	V2	Total	D	E1	E2	E	-	V2	Total	Total





11	DEAC "B"	Team deduction	0.0	25.650(13)				25.950(10)				25.650(12)				30.450(10)				<b>107.700</b>						
	Berki Olivér		2012	0.0	9.1	9.0		9.050	9.050	0.0	7.3	7.0		7.150	7.150	1.0	7.4	7.6	7.500		8.500		8.500	8.500	8.850	<b>33.550</b>
	Csatáry Máttyás Csanád		2012	0.0	8.6	8.4		8.500	8.500	2.0	8.6	8.4		8.500	10.500	1.0	7.6	7.4	7.500		8.500		8.500	8.500	10.900	<b>38.400</b>
	Orbán Balázs		2012	0.0	8.0	8.2		8.100	8.100	1.0	7.2	7.4		7.300	8.300	1.0	7.7	7.6	7.650		8.650		8.650	8.650	10.700	<b>35.750</b>

12	UTE	Team deduction	0.0	26.050(12)				23.000(12)				26.700(10)				28.550(12)				<b>104.300</b>										
	Sztana Péter Levente		2012	0.0	7.2	7.5		7.350	7.350	0.0	6.4	6.5		6.450	6.450								0.0	8.0	7.8	7.900		7.900	7.900	<b>21.700</b>
	Fekete Botond		2013	0.0	6.8	7.0		6.900	6.900	0.0	7.4	7.4		7.400	7.400	0.0	7.1	6.5	6.800		6.800		7.500	7.500	8.150	8.150	8.150	8.150	<b>29.950</b>	
	Hegedűs Márton		2012	0.0	8.5	8.3		8.400	8.400	0.0	6.5	7.0		6.750	6.750	1.0	7.6	7.6	7.600		8.600		9.050	9.050	9.500	9.500	9.500	9.500	<b>33.700</b>	
	Korányi Zalán		2011	2.0	8.3	8.3		8.300	10.300	1.0	7.7	8.0		7.850	8.850	1.0	8.6	9.0	8.800		9.800		10.150	10.150	10.700	10.700	10.900	10.900	<b>40.200</b>	

# Fiú Serdülő II.o. CSB 1. forduló

## Csapat

Budapest, 2023. március 26.





																										
D	E1	E2	-	E	Total	D	E1	E2	-	E	Total	D	E1	E2	E	-	V1	Total	D	E1	E2	E	-	V1	Total	Total
D	E1	E2	-	E	Total	D	E1	E2	-	E	Total	D	E1	E2	E	-	V2	Total	D	E1	E2	E	-	V2	Total	Total

13	Fazekas DSE "B"	Team deduction	0.0	26.850(11)				16.650(13)				27.250(8)				32.250(7)				103.000										
Grobál Dániel	2013	0.0	8.3	8.3			8.300	8.300	0.0	4.0	4.0			4.000	4.000	1.0	7.6	7.6	7.600		8.600	8.700	2.0	8.5	8.6	8.550		10.550	10.550	31.550
															1.0	7.8	7.6	7.700		8.700		2.0	8.0	8.5	8.250		10.250			
Máriás Gábor	2011	0.0	8.9	8.6			8.750	8.750	0.0	4.0	4.0			4.000	4.000	1.0	7.7	7.9	7.800		8.800	8.800	2.0	8.4	8.5	8.450		10.450	10.600	32.150
															1.0	7.6	7.7	7.650		8.650		2.0	8.5	8.7	8.600		10.600			
Macska Szabolcs	2012	1.0	8.9	8.7			8.800	9.800	1.0	7.5	7.8			7.650	8.650	1.0	8.5	8.4	8.450		9.450	9.750	2.0	9.0	9.2	9.100		11.100	11.100	39.300
															1.0	8.7	8.8	8.750		9.750		2.0	8.6	8.7	8.650		10.650			
Vanyek Zoltán	2012	0.0	7.5	7.7			7.600	7.600	0.0	4.0	4.0			4.000	4.000	1.0	7.6	7.3	7.450		8.450	8.550	2.0	7.8	7.9	7.850		9.850	9.850	30.000
															1.0	7.7	7.4	7.550		8.550		0.0	8.0	8.4	8.200		8.200			

# Fiú Serdülő II.o. Budapest Bajnokság

## Csapat

Budapest, 2023. március 26.

																										
D	E1	E2	-	E	Total	D	E1	E2	-	E	Total	D	E1	E2	E	-	V1	Total	D	E1	E2	E	-	V1	Total	Total
D	E1	E2	-	E	Total	D	E1	E2	-	E	Total	D	E1	E2	E	-	V2	Total	D	E1	E2	E	-	V2	Total	Total

1	TFSE "B"	Team deduction	0.0	32.750(1)				31.600(1)				30.100(1)				34.250(1)				<b>128.700</b>						
			2011	2.0	8.8	9.2	9.000	11.000	1.0	9.2	9.1	9.150	10.150	0.0	8.8	8.5	8.650	8.650	8.650	2.0	9.1	9.2	9.150	11.150	11.350	<b>41.150</b>
																									<b>41.150</b>	
			2011	1.0	9.3	9.1	9.200	10.200	2.0	8.0	8.2	8.100	10.100	1.0	9.4	9.2	9.300	10.300	10.300	2.0	8.8	9.0	8.900	10.900	10.900	<b>41.500</b>
																									<b>41.500</b>	
			2011	2.0	9.6	9.3	9.450	11.450	2.0	8.9	9.0	8.950	10.950	1.0	8.8	8.7	8.750	9.750	9.850	2.0	9.1	9.3	9.200	11.200	11.450	<b>43.700</b>
																									<b>43.700</b>	
			2011	1.0	9.3	9.3	9.300	10.300	2.0	8.4	8.6	8.500	10.500	1.0	8.6	8.9	8.750	9.750	9.950	2.0	9.2	9.2	9.200	11.200	11.450	<b>42.200</b>
																									<b>42.200</b>	





2	TFSE "A"	Team deduction	0.0	29.500(2)				30.650(2)				29.500(2)				33.000(2)				<b>122.650</b>						
			2012	0.0	8.8	8.9	8.850	8.850	2.0	8.3	8.6	8.450	10.450	0.0	8.0	7.7	7.850	7.850	9.750	2.0	8.5	8.7	8.600	10.600	10.600	<b>39.650</b>
																									<b>39.650</b>	
			2011	1.0	9.3	9.0	9.150	10.150	1.0	8.7	8.6	8.650	9.650	1.0	8.4	8.3	8.350	9.350	9.800	2.0	8.2	8.5	8.350	10.350	11.000	<b>40.600</b>
																									<b>40.600</b>	
			2012	1.0	9.2	8.8	9.000	10.000	2.0	8.6	8.5	8.550	10.550	1.0	8.9	8.9	8.900	9.900	9.900	2.0	8.0	7.8	7.900	9.900	10.900	<b>41.350</b>
																									<b>41.350</b>	
			2011	1.0	8.5	8.2	8.350	9.350	0.0	8.1	8.4	8.250	8.250	1.0	8.9	8.6	8.750	9.750	9.800	2.0	8.5	8.8	8.650	10.650	11.100	<b>38.500</b>
																									<b>38.500</b>	



# Fiú Serdülő II.o. Budapest Bajnokság

## Csapat

Budapest, 2023. március 26.

																										
D	E1	E2	-	E	Total	D	E1	E2	-	E	Total	D	E1	E2	E	-	V1	Total	D	E1	E2	E	-	V1	Total	Total
D	E1	E2	-	E	Total	D	E1	E2	-	E	Total	D	E1	E2	E	-	V2	Total	D	E1	E2	E	-	V2	Total	Total





3	BHSE	Team deduction	0.0	29.450(3)				28.700(3)				29.100(3)				31.400(3)				<b>118.650</b>							
Tóth Norbert			2011	1.0	8.5	8.4	8.450	9.450	1.0	7.7	8.1	10.0	7.900	8.900	1.0	8.3	8.4	8.350	9.350	9.500	0.0	9.0	8.7	8.850	8.850	10.450	<b>38.300</b>
Nyúl János Hunor			2012	0.0	8.6	8.8	8.700	8.700	0.0	8.6	8.7	10.0	8.650	8.650	0.0	7.7	7.4	7.550	7.550	9.050	0.0	9.1	8.8	8.950	8.950	9.300	<b>35.700</b>
Kóteles Kristóf			2011	0.0	8.8	8.5	8.650	8.650	0.0	9.0	9.2	9.100	9.100	1.0	7.9	7.8	7.850	8.850	9.700	0.0	9.4	9.6	9.500	9.500	9.500	<b>36.950</b>	
Karás Máté János			2011	2.0	9.4	9.2	9.300	11.300	2.0	8.8	8.6	8.700	10.700	1.0	8.7	8.8	8.750	9.750	9.900	2.0	9.3	9.4	9.350	11.350	11.450	<b>43.350</b>	

4	UTE	Team deduction	0.0	26.050(4)				23.000(4)				26.700(4)				28.550(4)				<b>104.300</b>						
Sztana Péter Levente			2012	0.0	7.2	7.5	7.350	7.350	0.0	6.4	6.5	6.450	6.450						7.500	0.0	8.0	7.8	7.900	7.900	7.900	<b>21.700</b>
Fekete Botond			2013	0.0	6.8	7.0	6.900	6.900	0.0	7.4	7.4	7.400	7.400	0.0	7.1	6.5	6.800	6.800	7.500	0.0	8.3	8.0	8.150	8.150	8.150	<b>29.950</b>
Hegedűs Márton			2012	0.0	8.5	8.3	8.400	8.400	0.0	6.5	7.0	6.750	6.750	1.0	7.6	7.6	7.600	8.600	9.050	0.0	9.5	9.5	9.500	9.500	9.500	<b>33.700</b>
Korányi Zalán			2011	2.0	8.3	8.3	8.300	10.300	1.0	7.7	8.0	7.850	8.850	1.0	8.6	9.0	8.800	9.800	10.150	2.0	8.5	8.9	8.700	10.700	10.900	<b>40.200</b>

# Fiú Serdülő II.o. Budapest Bajnokság

## Egyéni összetett

Budapest, 2023. március 26.





			
D (-) Total E Rk	D (-) Total E Rk	D E (-) V1 Total V2 Rk	D E (-) V1 Total V2 Rk

Rk	Név	Év	D (-) Total		D (-) Total		D E (-) V1 Total			D E (-) V1 Total			Total		
			E	Rk	E	Rk	D	E	(-)	V1	Total	D		E	(-)
1	Váradí Sebestyén	2011	2.0	11.450	2.0	10.950	1.0	8.750	9.750	9.850	2.0	9.200	11.200	11.450	43.700
			TFSE	9.450	(1)	8.950	(1)	1.0	8.850	9.850	(6)	2.0	9.450	11.450	
2	Karas Máté János	2011	2.0	11.300	2.0	10.700	1.0	8.750	9.750	9.900	2.0	9.350	11.350	11.450	43.350
			BHSE	9.300	(2)	8.700	(2)	1.0	8.900	9.900	(4)	2.0	9.450	11.450	
3	Mészáros Vilmos Bertalan	2011	1.0	10.300	2.0	10.500	1.0	8.750	9.750	9.950	2.0	9.200	11.200	11.450	42.200
			TFSE	9.300	(4)	8.500	(4)	1.0	8.950	9.950	(3)	2.0	9.450	11.450	
4	Tánczos Bátor	2011	1.0	10.200	2.0	10.100	1.0	9.300	10.300	10.300	2.0	8.900	10.900	10.900	41.500
			TFSE	9.200	(6)	8.100	(7)	1.0	9.000	10.000	(1)	2.0	8.900	10.900	
5	Ammerling Vince	2012	1.0	10.000	2.0	10.550	1.0	8.900	9.900	9.900	2.0	7.900	9.900	10.900	41.350
			TFSE	9.000	(8)	8.550	(3)	1.0	8.900	9.900	(4)	2.0	8.900	10.900	
6	Diokno Dylan	2011	2.0	11.000	1.0	10.150	0.0	8.650	8.650	8.650	2.0	9.150	11.150	11.350	41.150
			TFSE	9.000	(3)	9.150	(6)	0.0	8.600	8.600	(14)	2.0	9.350	11.350	
7	Ammerling Simon	2011	1.0	10.150	1.0	9.650	1.0	8.350	9.350	9.800	2.0	8.350	10.350	11.000	40.600
			TFSE	9.150	(7)	8.650	(8)	1.0	8.800	9.800	(7)	2.0	9.000	11.000	
8	Korányi Zalán	2011	2.0	10.300	1.0	8.850	1.0	8.800	9.800	10.150	2.0	8.700	10.700	10.900	40.200
			UTE	8.300	(4)	7.850	(11)	1.0	9.150	10.150	(2)	2.0	8.900	10.900	
9	Sántha Zétény Benjámin	2012	0.0	8.850	2.0	10.450	0.0	7.850	7.850	9.750	2.0	8.600	10.600	10.600	39.650
			TFSE	8.850	(11)	8.450	(5)	1.0	8.750	9.750	(9)	0.0	8.100	8.100	
10	Rokonai Fülöp András	2011	1.0	9.350	0.0	8.250	1.0	8.750	9.750	9.800	2.0	8.650	10.650	11.100	38.500
			TFSE	8.350	(10)	8.250	(13)	1.0	8.800	9.800	(7)	2.0	9.100	11.100	
11	Tóth Norbert	2011	1.0	9.450	1.0	8.900	1.0	8.350	9.350	9.500	0.0	8.850	8.850	10.450	38.300
			BHSE	8.450	(9)	7.900	(10)	1.0	8.500	9.500	(11)	2.0	8.450	10.450	
12	Köteles Kristóf	2011	0.0	8.650	0.0	9.100	1.0	7.850	8.850	9.700	0.0	9.500	9.500	9.500	36.950
			BHSE	8.650	(14)	9.100	(9)	1.0	8.700	9.700	(10)	0.0	8.800	8.800	
13	Nyúl János Hunor	2012	0.0	8.700	0.0	8.650	0.0	7.550	7.550	9.050	0.0	8.950	8.950	9.300	35.700
			BHSE	8.700	(13)	8.650	(12)	1.0	8.050	9.050	(12)	0.0	9.300	9.300	
14	Hegedüs Márton	2012	0.0	8.400	0.0	6.750	1.0	7.600	8.600	9.050	0.0	9.500	9.500	9.500	33.700
			UTE	8.400	(15)	6.750	(16)	1.0	8.050	9.050	(12)	0.0	9.350	9.350	
15	Nágl Kornél György	2012	0.0	8.750	0.0	7.750	0.0	7.650	7.650	7.650	0.0	8.100	8.100	9.000	33.150
			TFSE	8.750	(12)	7.750	(14)	0.0	7.350	7.350	(15)	0.0	9.000	9.000	
16	Fekete Botond	2013	0.0	6.900	0.0	7.400	0.0	6.800	6.800	7.500	0.0	8.150	8.150	8.150	29.950
			UTE	6.900	(17)	7.400	(15)	0.0	7.500	7.500	(16)	0.0	7.750	7.750	

# Fiú Serdülő II.o. Budapest Bajnokság

## Egyéni összetett

Budapest, 2023. március 26.





			
D (-) Total E Rk	D (-) Total E Rk	D E (-) V1 Total V2 Rk	D E (-) V1 Total V2 Rk

17	Sztana Péter Levente	2012	0.0	7.350	0.0	6.450							
		UTE	7.350	(16)	6.450	(17)	0.0	7.900	7.900	7.900	0.0	7.700	7.700

# Fiú Serdülő II.o. Vidék Bajnokság

## Csapat

Budapest, 2023. március 26.





																										
D	E1	E2	-	E	Total	D	E1	E2	-	E	Total	D	E1	E2	E	-	V1	Total	D	E1	E2	E	-	V1	Total	Total
D	E1	E2	-	E	Total	D	E1	E2	-	E	Total	D	E1	E2	E	-	V2	Total	D	E1	E2	E	-	V2	Total	Total

1	Győri AC	Team deduction	0.0	31.750(2)				31.950(1)				30.400(1)				34.250(1)				128.350						
Horváth Hunor	2012	0.0	9.3	9.3	9.300	9.300	1.0	7.8	8.1	7.950	8.950	1.0	8.7	8.5	8.600		9.600	9.900	2.0	9.2	9.4	9.300		11.300	11.300	39.450
												1.0	8.9	8.9	8.900		9.900		2.0	9.2	9.4	9.300		11.300		
Román Balázs	2011	0.0	9.2	9.2	9.200	9.200	2.0	8.5	8.6	8.550	10.550	1.0	8.8	8.9	8.850		9.850	9.850	2.0	8.2	8.5	8.350		10.350	10.650	40.250
												1.0	8.6	8.4	8.500		9.500		2.0	8.7	8.6	8.650		10.650		
Pongrácz Soma	2011	1.0	9.7	9.7	9.700	10.700	2.0	8.3	8.5	8.400	10.400	1.0	8.7	8.9	8.800		9.800	9.850	2.0	9.0	9.0	9.000		11.000	11.300	42.250
												1.0	8.9	8.8	8.850		9.850		2.0	9.2	9.4	9.300		11.300		
Ritter Simon	2011	2.0	9.7	9.8	9.750	11.750	2.0	8.9	9.1	9.000	11.000	1.0	9.5	9.2	9.350		10.350	10.650	2.0	9.1	9.4	9.250		11.250	11.650	45.050
												1.0	9.6	9.7	9.650		10.650		2.0	9.6	9.7	9.650		11.650		

2	Arany Torna DSE "A"	Team deduction	0.0	33.400(1)				30.200(2)				29.150(3)				33.450(3)				126.200						
Repák Máté Keve	2012	2.0	8.8	8.6	8.700	10.700	1.0	8.5	8.3	8.400	9.400	1.0	8.1	8.2	8.150		9.150	9.450	2.0	8.4	8.6	8.500		10.500	10.500	40.050
												1.0	8.5	8.4	8.450		9.450		2.0	8.0	8.2	8.100		10.100		
Karácsonyi Róbert Zsombor	2011	1.0	9.1	9.1	9.100	10.100	1.0	8.7	8.9	8.800	9.800	1.0	8.6	8.3	8.450		9.450	9.450	2.0	8.5	8.6	8.550		10.550	10.800	40.150
												1.0	7.3	7.5	7.400		8.400		2.0	8.7	8.9	8.800		10.800		
Tari-Szónoky Zétény	2011	2.0	9.2	9.0	9.100	11.100	2.0	8.8	8.7	8.750	10.750	1.0	8.4	8.6	8.500		9.500	10.000	2.0	9.2	9.3	9.250		11.250	11.250	43.100
												1.0	9.0	9.0	9.000		10.000		2.0	9.3	9.2	9.250		11.250		
Papp Sámuel	2011	2.0	9.5	9.7	9.600	11.600	1.0	8.8	8.5	8.650	9.650	1.0	8.7	8.5	8.600		9.600	9.700	2.0	9.3	9.2	9.250		11.250	11.400	42.350
												1.0	8.7	8.7	8.700		9.700		2.0	9.3	9.5	9.400		11.400		

# Fiú Serdülő II.o. Vidék Bajnokság Csapat

Budapest, 2023. március 26.

																										
D	E1	E2	-	E	Total	D	E1	E2	-	E	Total	D	E1	E2	E	-	V1	Total	D	E1	E2	E	-	V1	Total	Total
D	E1	E2	-	E	Total	D	E1	E2	-	E	Total	D	E1	E2	E	-	V2	Total	D	E1	E2	E	-	V2	Total	Total





3	Fazekas DSE "A"	Team deduction	0.0	30.300(3)				29.200(4)				29.350(2)				33.950(2)				<b>122.800</b>						
Tóth Tamás			2011	1.0	8.2	8.0	8.100	9.100	1.0	8.4	8.6	8.500	9.500	1.0	8.4	8.2	8.300	9.300	9.450	2.0	9.4	9.3	9.350	11.350	11.350	<b>39.400</b>
Maráczai Donát			2012	1.0	8.7	8.9	8.800	9.800	1.0	8.5	8.6	8.550	9.550	1.0	8.6	8.6	8.600	9.600	9.600	2.0	9.0	9.1	9.050	11.050	11.050	<b>40.000</b>
Mester Benett			2011	1.0	9.0	8.8	8.900	9.900	2.0	7.7	8.1	7.900	9.900	1.0	8.3	8.3	8.300	9.300	9.750	2.0	8.9	9.0	8.950	10.950	11.150	<b>40.700</b>
Majoros Máté			2011	1.0	9.7	9.5	9.600	10.600	1.0	8.6	8.9	8.750	9.750	1.0	9.0	9.0	9.000	10.000	10.000	2.0	9.4	9.5	9.450	11.450	11.450	<b>41.800</b>

4	Nyíregyházi Spartacus TCSE	Team deduction	0.0	29.200(5)				26.750(6)				27.600(4)				31.300(6)				<b>114.850</b>						
Munkácsi Dominik			2011	0.0	9.2	9.0	9.100	9.100	0.0	8.8	8.8	8.800	8.800	1.0	8.7	8.5	8.600	9.600	9.650	2.0	9.0	9.2	9.100	11.100	11.100	<b>38.650</b>
Palotai Botond			2012	0.0	8.8	8.6	8.700	8.700	0.0	8.5	8.7	8.600	8.600	0.0	7.3	6.8	7.050	7.050	8.300	0.0	8.8	8.6	8.700	8.700	9.000	<b>34.600</b>
Tóth Zsigmond			2011	2.0	9.4	9.4	9.400	11.400	1.0	8.2	8.5	8.350	9.350	1.0	8.7	8.6	8.650	9.650	9.650	2.0	9.1	9.3	9.200	11.200	11.200	<b>41.600</b>

# Fiú Serdülő II.o. Vidék Bajnokság

## Csapat

Budapest, 2023. március 26.

																										
D	E1	E2	-	E	Total	D	E1	E2	-	E	Total	D	E1	E2	E	-	V1	Total	D	E1	E2	E	-	V1	Total	Total
D	E1	E2	-	E	Total	D	E1	E2	-	E	Total	D	E1	E2	E	-	V2	Total	D	E1	E2	E	-	V2	Total	Total





5	DEAC "A"	Team deduction	0.0	28.650(6)				27.100(5)				26.050(7)				32.700(4)				<b>114.500</b>						
			2013	0.0	9.1	8.8	8.950	8.950	0.0	7.5	7.5	7.500	7.500	1.0	6.0	6.0	6.000	7.000	8.300	2.0	8.3	8.5	8.400	10.400	10.900	<b>35.650</b>
					8.350	10.350	2.0	7.6	7.9	7.750	9.750	1.0	8.0	8.0	8.000	9.000	9.000	2.0	8.8	9.0	8.900	10.900	10.600	<b>39.700</b>		
					8.350	10.350	2.0	7.6	7.9	7.750	9.750	1.0	7.3	7.3	7.300	8.300	8.300	2.0	8.2	8.6	8.400	10.400	10.600	<b>39.700</b>		
			2013	0.0	9.4	9.3	9.350	9.350	2.0	7.8	7.9	7.850	9.850	1.0	7.4	7.3	7.350	8.350	8.750	2.0	9.1	9.3	9.200	11.200	11.200	<b>39.150</b>
					8.350	10.350	2.0	7.8	7.9	7.850	9.850	1.0	7.8	7.7	7.750	8.750	8.750	2.0	8.4	8.6	8.500	10.500	11.200	<b>39.150</b>		

6	Arany Torna DSE "B"	Team deduction	0.0	29.600(4)				29.350(3)				23.750(9)				27.700(9)				<b>110.400</b>							
			2013	0.0	9.2	9.4	9.300	9.300	1.0	8.4	8.6	8.500	9.500	0.0	8.1	8.0	8.050	8.050	8.050	0.0	8.7	8.8	8.750	8.750	9.450	<b>36.300</b>	
					9.200	9.200	0.0	8.9	8.7	8.800	8.800	0.0	7.0	6.8	6.900	6.900	6.900	7.450	7.450	7.450	0.0	9.4	9.5	9.450	9.450	8.400	<b>33.850</b>
					9.200	9.200	0.0	8.9	8.7	8.800	8.800	0.0	7.3	7.0	7.150	7.150	7.150	7.450	7.450	7.450	0.0	8.4	8.2	8.300	8.300	8.400	<b>33.850</b>
			2013	1.0	8.9	8.9	8.900	9.900	2.0	8.3	8.5	8.400	10.400	0.0	8.2	8.1	8.150	8.150	8.250	8.250	0.0	9.2	9.4	9.300	9.300	9.350	<b>37.900</b>
					8.900	9.900	2.0	8.3	8.5	8.400	10.400	0.0	8.3	8.2	8.250	8.250	8.250	8.250	8.250	8.250	0.0	9.3	9.4	9.350	9.350	9.350	<b>37.900</b>
			2012	2.0	8.4	8.4	8.400	10.400	1.0	8.3	8.6	8.450	9.450	0.0	0.0	0.0	0.000	0.000	0.000	0.000	0.0	9.0	8.8	8.900	8.900	8.900	<b>28.750</b>
					8.400	10.400	1.0	8.3	8.6	8.450	9.450	0.0	0.0	0.0	0.000	0.000	0.000	0.000	0.000	0.000	0.0	8.8	8.6	8.700	8.700	8.900	<b>28.750</b>

# Fiú Serdülő II.o. Vidék Bajnokság

## Csapat

Budapest, 2023. március 26.





																										
D	E1	E2	-	E	Total	D	E1	E2	-	E	Total	D	E1	E2	E	-	V1	Total	D	E1	E2	E	-	V1	Total	Total
D	E1	E2	-	E	Total	D	E1	E2	-	E	Total	D	E1	E2	E	-	V2	Total	D	E1	E2	E	-	V2	Total	Total

7	Szilády TE	Team deduction	0.0	27.400(7)				25.850(8)				26.850(6)				29.300(8)				<b>109.400</b>										
	Modok Gábor		2013	0.0	8.2	8.4		8.300	8.300	0.0	7.9	8.0		7.950	7.950	1.0	7.3	7.2	7.250		8.250	8.250	0.0	8.5	8.4	8.450		8.450	9.150	<b>33.650</b>
	Kossik Gellért Csanád		2011	0.0	8.8	8.8		8.800	8.800	0.0	7.2	6.9		7.050	7.050	1.0	7.8	7.6	7.700		8.700	8.950	0.0	9.3	9.3	9.300		9.300	9.300	<b>34.100</b>
	Szántó Lóránt		2011	1.0	9.2	9.1		9.150	10.150	1.0	8.4	8.2		8.300	9.300	1.0	8.2	8.2	8.200		9.200	9.250	1.0	8.5	8.7	8.600		9.600	10.700	<b>39.400</b>
	Szlovencsák Bátor		2013	0.0	8.5	8.4		8.450	8.450	0.0	8.7	8.5		8.600	8.600	1.0	7.7	7.6	7.650		8.650	8.650	0.0	9.4	9.2	9.300		9.300	9.300	<b>35.000</b>

8	DEAC "B"	Team deduction	0.0	25.650(9)				25.950(7)				25.650(8)				30.450(7)				<b>107.700</b>										
	Berki Olivér		2012	0.0	9.1	9.0		9.050	9.050	0.0	7.3	7.0		7.150	7.150	1.0	7.4	7.6	7.500		8.500	8.500	0.0	9.0	8.7	8.850		8.850	8.850	<b>33.550</b>
	Csatáry Mátyás Csanád		2012	0.0	8.6	8.4		8.500	8.500	2.0	8.6	8.4		8.500	10.500	1.0	7.6	7.4	7.500		8.500	8.500	2.0	8.8	9.0	8.900		10.900	10.900	<b>38.400</b>
	Orbán Balázs		2012	0.0	8.0	8.2		8.100	8.100	1.0	7.2	7.4		7.300	8.300	1.0	7.7	7.6	7.650		8.650	8.650	2.0	8.4	8.7	8.550		10.550	10.700	<b>35.750</b>

# Fiú Serdülő II.o. Vidék Bajnokság Csapat

Budapest, 2023. március 26.

																										
D	E1	E2	-	E	Total	D	E1	E2	-	E	Total	D	E1	E2	E	-	V1	Total	D	E1	E2	E	-	V1	Total	Total
D	E1	E2	-	E	Total	D	E1	E2	-	E	Total	D	E1	E2	E	-	V2	Total	D	E1	E2	E	-	V2	Total	Total





9	Fazekas DSE "B"	Team deduction	0.0	26.850(8)				16.650(9)				27.250(5)				32.250(5)				103.000				
Grobál Dániel	2013	0.0	8.3	8.3	8.300	8.300	0.0	4.0	4.0	4.000	4.000	1.0	7.6	7.6	7.600	8.600	8.700	2.0	8.5	8.6	8.550	10.550	10.550	31.550
Máriás Gábor	2011	0.0	8.9	8.6	8.750	8.750	0.0	4.0	4.0	4.000	4.000	1.0	7.7	7.9	7.800	8.800	8.800	2.0	8.4	8.5	8.450	10.450	10.600	32.150
Macska Szabolcs	2012	1.0	8.9	8.7	8.800	9.800	1.0	7.5	7.8	7.650	8.650	1.0	8.5	8.4	8.450	9.450	9.750	2.0	9.0	9.2	9.100	11.100	11.100	39.300
Vanyek Zoltán	2012	0.0	7.5	7.7	7.600	7.600	0.0	4.0	4.0	4.000	4.000	1.0	7.6	7.3	7.450	8.450	8.550	2.0	7.8	7.9	7.850	9.850	9.850	30.000



# Fiú Serdülő II.o. Vidék Bajnokság

## Egyéni összetett

Budapest, 2023. március 26.





			
D (-) Total E Rk	D (-) Total E Rk	D E (-) V1 Total V2 Rk	D E (-) V1 Total V2 Rk

Rk	Név	Év	Squash		Table Tennis		Badminton			Table Tennis			Total		
			D	(-) Total	D	(-) Total	D	E	(-) V1 Total	D	E	(-) V1 Total			
1	Ritter Simon Győri AC	2011	2.0	11.750	2.0	11.000	1.0	9.350	10.350	10.650	2.0	9.250	11.250	11.650	45.050
			9.750	(1)	9.000	(1)	1.0	9.650	10.650	(1)	2.0	9.650	11.650	(1)	
2	Tari-Szónoky Zétény Arany Torna DSE	2011	2.0	11.100	2.0	10.750	1.0	8.500	9.500	10.000	2.0	9.250	11.250	11.250	43.100
			9.100	(4)	8.750	(2)	1.0	9.000	10.000	(2)	2.0	9.250	11.250	(7)	
3	Papp Sámuel Arany Torna DSE	2011	2.0	11.600	1.0	9.650	1.0	8.600	9.600	9.700	2.0	9.250	11.250	11.400	42.350
			9.600	(2)	8.650	(12)	1.0	8.700	9.700	(9)	2.0	9.400	11.400	(3)	
4	Pongrácz Soma Győri AC	2011	1.0	10.700	2.0	10.400	1.0	8.800	9.800	9.850	2.0	9.000	11.000	11.300	42.250
			9.700	(5)	8.400	(5)	1.0	8.850	9.850	(5)	2.0	9.300	11.300	(5)	
5	Majoros Máté Fazekas DSE	2011	1.0	10.600	1.0	9.750	1.0	9.000	10.000	10.000	2.0	9.450	11.450	11.450	41.800
			9.600	(7)	8.750	(10)	1.0	8.850	9.850	(2)	2.0	9.050	11.050	(2)	
6	Tóth Zsigmond NySTC SE	2011	2.0	11.400	1.0	9.350	1.0	8.650	9.650	9.650	2.0	9.200	11.200	11.200	41.600
			9.400	(3)	8.350	(18)	1.0	8.550	9.550	(10)	2.0	9.150	11.150	(9)	
7	Mester Benett Fazekas DSE	2011	1.0	9.900	2.0	9.900	1.0	8.300	9.300	9.750	2.0	8.950	10.950	11.150	40.700
			8.900	(13)	7.900	(7)	1.0	8.750	9.750	(7)	2.0	9.150	11.150	(11)	
8	Román Balázs Győri AC	2011	0.0	9.200	2.0	10.550	1.0	8.850	9.850	9.850	2.0	8.350	10.350	10.650	40.250
			9.200	(20)	8.550	(3)	1.0	8.500	9.500	(5)	2.0	8.650	10.650	(20)	
9	Karácsonyi Róbert Zsombor Arany Torna DSE	2011	1.0	10.100	1.0	9.800	1.0	8.450	9.450	9.450	2.0	8.550	10.550	10.800	40.150
			9.100	(12)	8.800	(9)	1.0	7.400	8.400	(13)	2.0	8.800	10.800	(17)	
10	Repák Máté Keve Arany Torna DSE	2012	2.0	10.700	1.0	9.400	1.0	8.150	9.150	9.450	2.0	8.500	10.500	10.500	40.050
			8.700	(5)	8.400	(17)	1.0	8.450	9.450	(13)	2.0	8.100	10.100	(24)	
11	Maráczai Donát Fazekas DSE	2012	1.0	9.800	1.0	9.550	1.0	8.600	9.600	9.600	2.0	9.050	11.050	11.050	40.000
			8.800	(15)	8.550	(13)	1.0	8.450	9.450	(12)	2.0	8.000	10.000	(14)	
12	Birtha Kornél DEAC	2013	2.0	10.350	2.0	9.750	1.0	8.000	9.000	9.000	2.0	8.600	10.600	10.600	39.700
			8.350	(10)	7.750	(10)	1.0	7.300	8.300	(17)	2.0	8.400	10.400	(21)	
13	Horváth Hunor Győri AC	2012	0.0	9.300	1.0	8.950	1.0	8.600	9.600	9.900	2.0	9.300	11.300	11.300	39.450
			9.300	(18)	7.950	(20)	1.0	8.900	9.900	(4)	2.0	9.300	11.300	(5)	
14	Tóth Tamás Fazekas DSE	2011	1.0	9.100	1.0	9.500	1.0	8.300	9.300	9.450	2.0	9.350	11.350	11.350	39.400
			8.100	(22)	8.500	(14)	1.0	8.450	9.450	(13)	2.0	8.900	10.900	(4)	
14	Szántó Lóránt Szilády TE	2011	1.0	10.150	1.0	9.300	1.0	8.200	9.200	9.250	1.0	8.600	9.600	10.700	39.400
			9.150	(11)	8.300	(19)	1.0	8.250	9.250	(16)	2.0	8.700	10.700	(18)	
16	Macska Szabolcs Fazekas DSE	2012	1.0	9.800	1.0	8.650	1.0	8.450	9.450	9.750	2.0	9.100	11.100	11.100	39.300
			8.800	(15)	7.650	(25)	1.0	8.750	9.750	(7)	2.0	8.650	10.650	(12)	

# Fiú Serdülő II.o. Vidék Bajnokság

## Egyéni összetett

Budapest, 2023. március 26.





			
D (-) Total E Rk	D (-) Total E Rk	D E (-) V1 Total V2 Rk	D E (-) V1 Total V2 Rk

No	Name	Year	Shot Put		Discus		Javelin			Spear			Total	
			D	Total	D	Total	D	E	Total	D	E	Total		
17	Nagy Balázs Bence DEAC	2013	0.0	9.350	2.0	9.850	1.0	7.350	8.350	8.750	2.0	9.200	11.200	39.150
			9.350	(17)	7.850	(8)	1.0	7.750	8.750	(20)	2.0	8.500	10.500	
18	Munkácsi Dominik NySTC SE	2011	0.0	9.100	0.0	8.800	1.0	8.600	9.600	9.650	2.0	9.100	11.100	38.650
			9.100	(22)	8.800	(23)	1.0	8.650	9.650	(10)	2.0	8.400	10.400	
19	Csatáry Máttyás Csanád DEAC	2012	0.0	8.500	2.0	10.500	1.0	7.500	8.500	8.500	2.0	8.900	10.900	38.400
			8.500	(30)	8.500	(4)	1.0	7.500	8.500	(25)	2.0	8.650	10.650	
20	Bánóczki Armand András Arany Torna DSE	2013	1.0	9.900	2.0	10.400	0.0	8.150	8.150	8.250	0.0	9.300	9.300	37.900
			8.900	(13)	8.400	(5)	0.0	8.250	8.250	(30)	0.0	9.350	9.350	
21	Koller Balázs Dunapataji Községi SE	2011	0.0	9.100	1.0	8.850	1.0	7.450	8.450	8.500	2.0	9.250	11.250	37.700
			9.100	(22)	7.850	(22)	1.0	7.500	8.500	(25)	2.0	8.900	10.900	
22	Megyeri Balázs Arany Torna DSE	2013	0.0	9.300	1.0	9.500	0.0	8.050	8.050	8.050	0.0	8.750	8.750	36.300
			9.300	(18)	8.500	(14)	0.0	6.900	6.900	(32)	0.0	9.450	9.450	
23	Orbán Balázs DEAC	2012	0.0	8.100	1.0	8.300	1.0	7.650	8.650	8.650	2.0	8.550	10.550	35.750
			8.100	(34)	7.300	(28)	1.0	7.600	8.600	(22)	2.0	8.700	10.700	
24	Törő Valter DEAC	2013	0.0	8.950	0.0	7.500	1.0	6.000	7.000	8.300	2.0	8.400	10.400	35.650
			8.950	(26)	7.500	(30)	1.0	7.300	8.300	(28)	2.0	8.900	10.900	
25	Szlovencsák Bátor Szilády TE	2013	0.0	8.450	0.0	8.600	1.0	7.650	8.650	8.650	0.0	9.300	9.300	35.000
			8.450	(31)	8.600	(26)	1.0	7.350	8.350	(22)	0.0	9.250	9.250	
26	Börcsök Balázs Tamás Arany Torna DSE	2013	2.0	10.450	0.0	8.900	0.0	6.000	6.000	6.900	0.0	8.550	8.550	34.950
			8.450	(8)	8.900	(21)	0.0	6.900	6.900	(34)	0.0	8.700	8.700	
27	Palotai Botond NySTC SE	2012	0.0	8.700	0.0	8.600	0.0	7.050	7.050	8.300	0.0	8.700	8.700	34.600
			8.700	(29)	8.600	(26)	0.0	8.300	8.300	(28)	0.0	9.000	9.000	
28	Kossik Gellért Csanád Szilády TE	2011	0.0	8.800	0.0	7.050	1.0	7.700	8.700	8.950	0.0	9.300	9.300	34.100
			8.800	(27)	7.050	(32)	1.0	7.950	8.950	(18)	0.0	9.150	9.150	
29	Hajdú Zalán Imre Arany Torna DSE	2013	0.0	9.200	0.0	8.800	0.0	7.450	7.450	7.450	0.0	8.400	8.400	33.850
			9.200	(20)	8.800	(23)	0.0	7.150	7.150	(33)	0.0	8.300	8.300	
30	Modok Gábor Szilády TE	2013	0.0	8.300	0.0	7.950	1.0	7.250	8.250	8.250	0.0	8.450	8.450	33.650
			8.300	(32)	7.950	(29)	1.0	7.200	8.200	(30)	0.0	9.150	9.150	
31	Berki Olivér DEAC	2012	0.0	9.050	0.0	7.150	1.0	7.500	8.500	8.500	0.0	8.850	8.850	33.550
			9.050	(25)	7.150	(31)	0.0	0.000	0.000	(25)	0.0	8.650	8.650	
32	Máriás Gábor Fazekas DSE	2011	0.0	8.750	0.0	4.000	1.0	7.800	8.800	8.800	2.0	8.450	10.450	32.150
			8.750	(28)	4.000	(33)	1.0	7.650	8.650	(19)	2.0	8.600	10.600	

# Fiú Serdülő II.o. Vidék Bajnokság

## Egyéni összetett

Budapest, 2023. március 26.

			
D (-) Total E Rk	D (-) Total E Rk	D E (-) V1 Total V2 Rk	D E (-) V1 Total V2 Rk

33	Grobál Dániel 2013	0.0	8.300	0.0	4.000	1.0	7.600	8.600	8.700	2.0	8.550	10.550	10.550	<b>31.550</b>
	Fazekas DSE	8.300	(32)	4.000	(33)	1.0	7.700	8.700	(21)	2.0	8.250	10.250	(23)	
34	Vanyek Zoltán 2012	0.0	7.600	0.0	4.000	1.0	7.450	8.450	8.550	2.0	7.850	9.850	9.850	<b>30.000</b>
	Fazekas DSE	7.600	(35)	4.000	(33)	1.0	7.550	8.550	(24)	0.0	8.200	8.200	(25)	
35	Lakatos Bálint 2012	2.0	10.400	1.0	9.450	0.0	0.000	0.000	0.000	0.0	8.900	8.900	8.900	<b>28.750</b>
	Arany Torna DSE	8.400	(9)	8.450	(16)	0.0	0.000	0.000	(35)	0.0	8.700	8.700	(32)	